



POLITECNICO
MILANO 1863

SCUOLA DEL DESIGN

DIPARTIMENTO DI DESIGN

Welcome Week

School of Design

ACADEMIC YEAR

2019 - 2020

INFORMATION

www.design.polimi.it



Scuola del De
GIORGIO
ARMANI

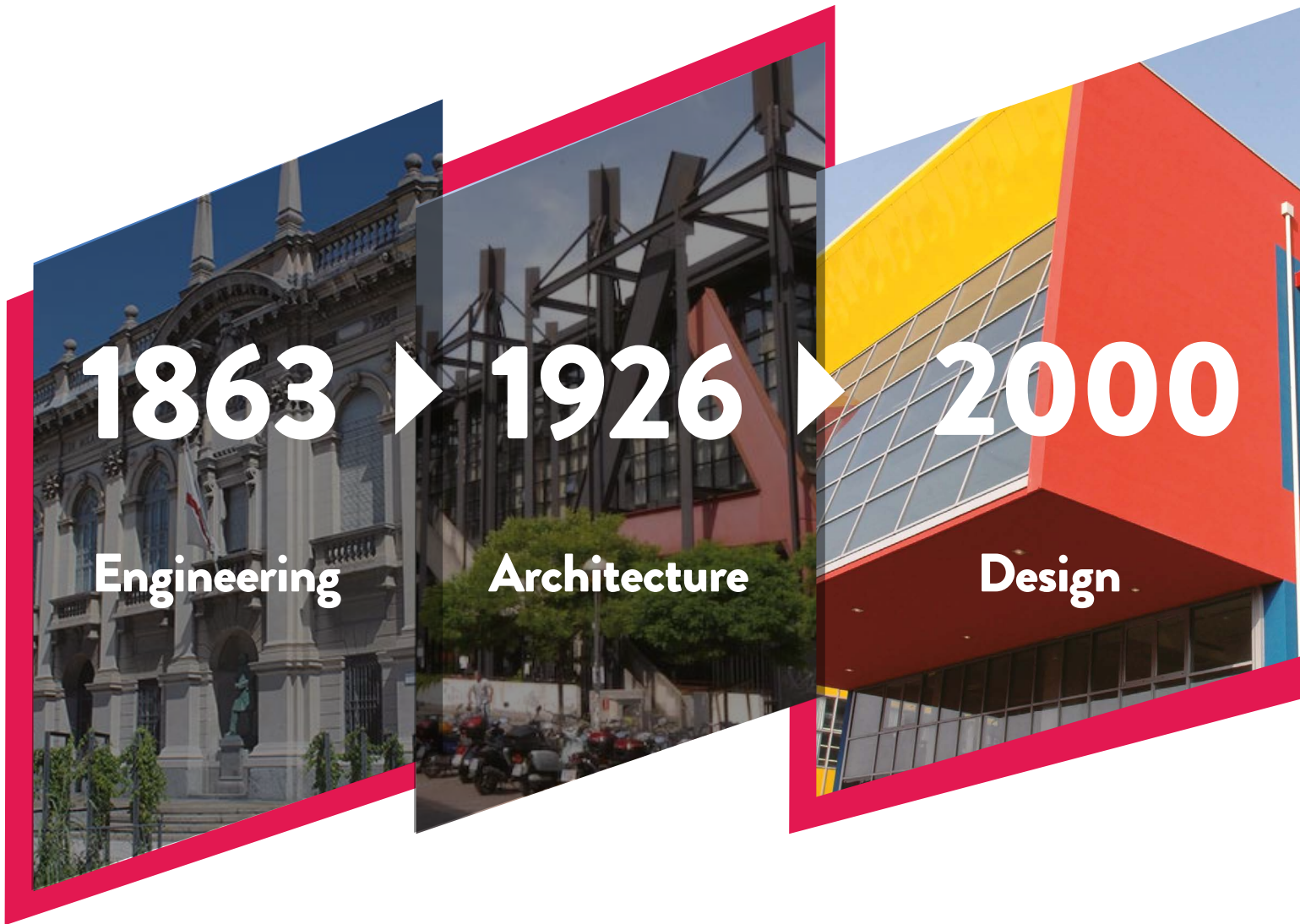


POLITECNICO
MILANO 1863

SCUOLA DEL DESIGN
DIPARTIMENTO DI DESIGN

Welcome@

SCHOOL OF DESIGN



Politecnico di Milano

Founded in 1863

One of the most important universities in Italy.

It is a scientific and technological university which forms engineers, architects and, designers.

1ST

IN ITALY

3RD

IN EUROPE

6TH

IN THE WORLD

QS Ranking 2019 | **Art & Design**

FIRST
LARGEST
PROVIDER
of Design education in Italy

41%
of Designers in Italy
are graduated from
Politecnico di Milano



4.200

**ENROLLED
STUDENTS**

At the School of Design



500
INTERNATIONAL
students every year

**The Design systems
at Polimi**

1

2

**Courses
and credits**

**Exchange and
special programs**

3

4

**Our
didactic labs**

Didactic tools

5

6

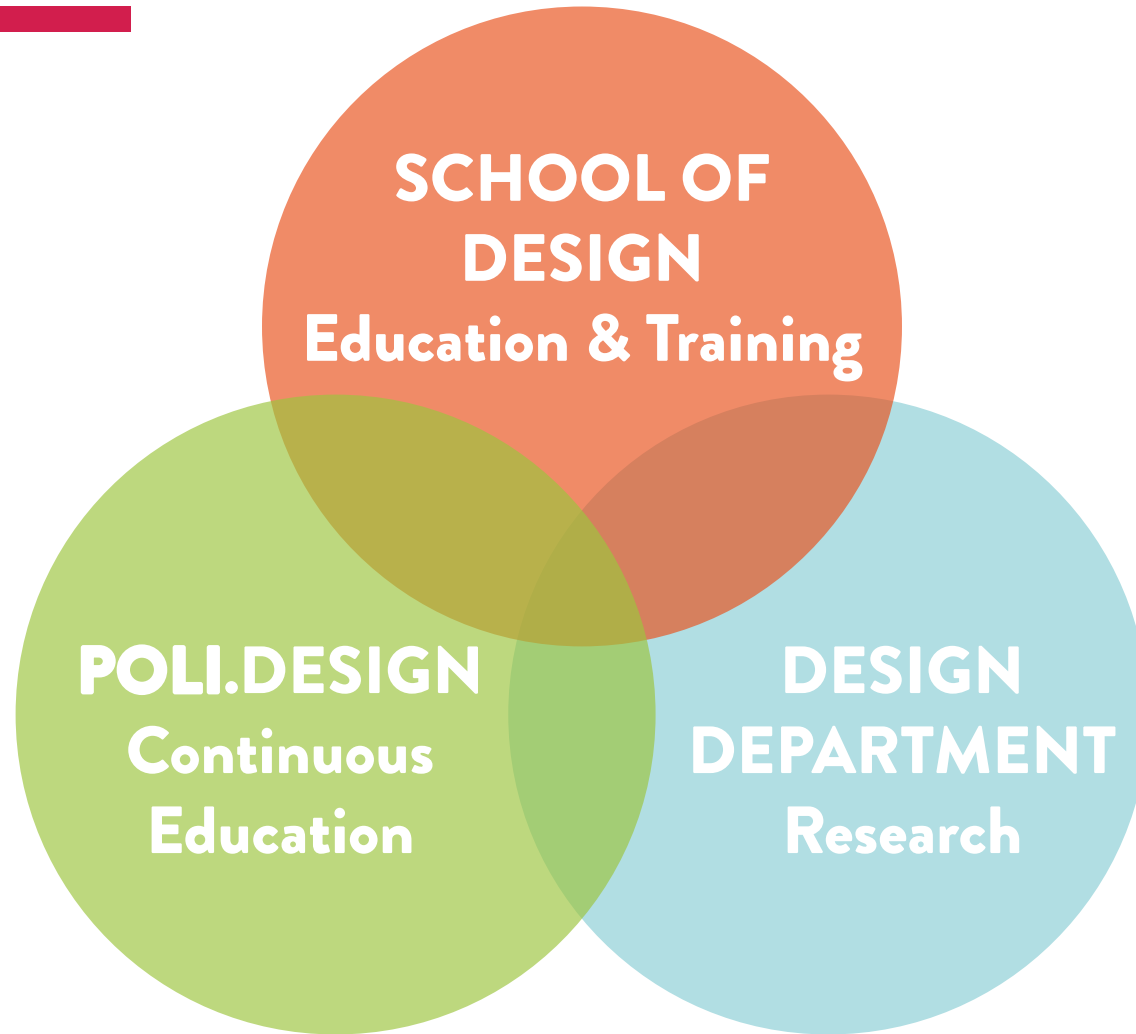
Contacts

1

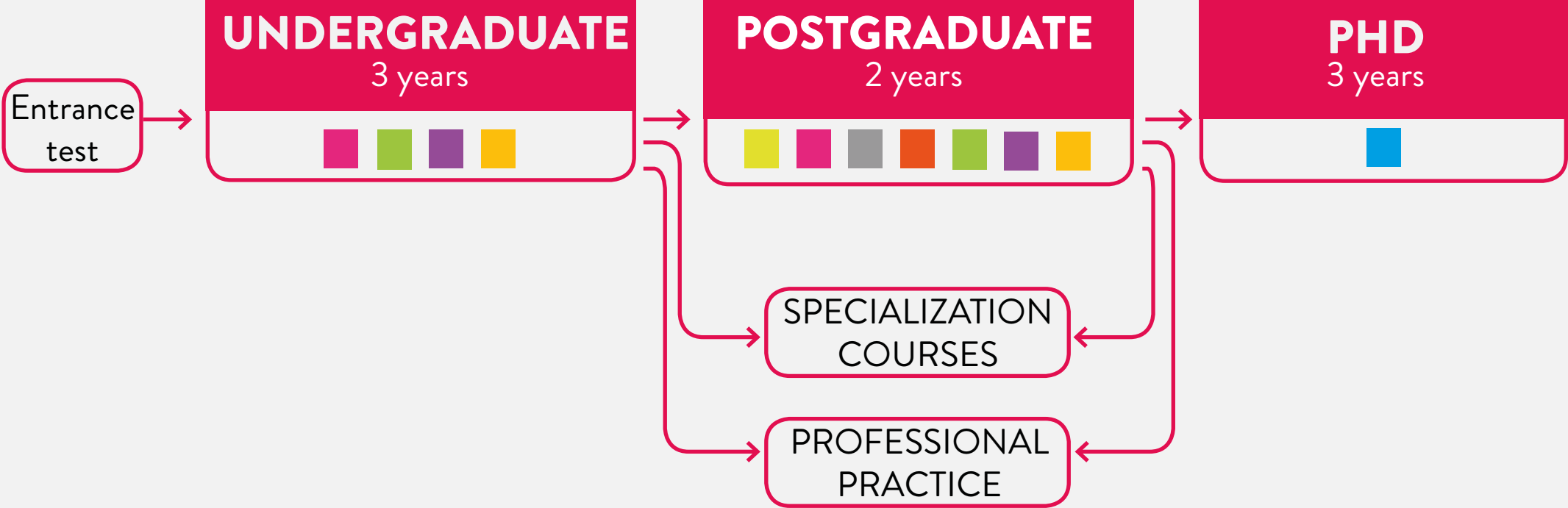
The design systems at Polimi



The design systems



The path



Our programs

UNDERGRADUATE - B.Sc. (3 years)

Italian

INDUSTRIAL DESIGN

COMMUNICATION
DESIGN

INTERIOR DESIGN

FASHION DESIGN

POSTGRADUATE -M.Sc (2 years)

English

INTEGRATED
PRODUCT DESIGN

COMMUNICATION
DESIGN

INTERIOR AND
SPATIAL DESIGN

DESIGN FOR THE
FASHION SYSTEM

PRODUCT SERVICE
SYSTEM DESIGN

DESIGN &
ENGINEERING

DIGITAL AND
INTERACTION DESIGN

2

COURSES AND CREDITS



Laurea Magistrale

Master of Sciences (MSc)

The MSc programme is awarded after two years of study (120 ECTS), and aims to provide advanced training in more highly specialized areas.

The credit system ECTS represent the workload of the academic year of study

Exams and Grades

Exams are graded using a scale of 30, where 18 is the minimum passing grade and 30 cum laude the highest.

Students have the possibility to refuse the final mark and present again the exam further (with exception of the design studios).

Credit system

1 CFU

25 hours of workload
(in class and outside)

6 CFU

50 hours of
lessons

12 CFU

120 hours of
lessons

30

Credits per
Semester

60

Credits per
Academic Year

120

Credits per
Two Academic Years

Course type

Laboratorio

Design studios

Project courses:
students are divided according to the section.

Monodisciplinary & integrated courses

Project and Theory courses:
May host all the sections or be divided.

Workshops and Design Seminars

Design Studio in 1/2 full weeks: students are divided according to the section.

Elective Courses

Interdisciplinary courses:
available to all the students, you can select to attend them in the 1° or 2° semester.

Internship

Practical experience:
250 hours of professional experience in the 2° year

The Workshops

One/two full weeks of intensive studio with the assistance of Companies and/or Visiting Professors.

On the right you can see how Workshops are distributed in the year for each course of studies

1st semester

workshop weeks:

FROM 10 February 2020

TO 21 February 2020

2nd semester

workshop weeks:

FROM 15 June 2020

TO 26 June 2020

1st year

1st semester

COMMUNICATION DESIGN 

INTERIOR AND SPATIAL DESIGN 

2nd semester

 PRODUCT SERVICE SYSTEM DESIGN

 DIGITAL AND INTERACTION DESIGN

 DESIGN FOR THE FASHION SYSTEM

2nd year

1st semester

COMMUNICATION DESIGN 

INTEGRATED PRODUCT DESIGN 

DIGITAL AND INTERACTION DESIGN 

2nd semester

 PRODUCT SERVICE SYSTEM DESIGN

The Sections

Each Master is divided in sections. For some programs the main difference among the sections is defined by monodisciplinary courses namely:

Laboratori (Design Studios)

Workshops

Other programs are divided into sections accordingly to the language of the program ENG or ITA

For the following Masters, Monodisciplinary courses are the same among the sections

Other Masters have different monodisciplinary courses in each section

PRODUCT SERVICE SYSTEM DESIGN

2 sections: PS1 - PS2
both in English

INTERIOR AND SPATIAL DESIGN

3 sections: IS1 Ita and Eng
IS2 - IS3 both in English

DESIGN FOR THE FASHION SYSTEM

2 sections: M1 - M2
both in English

INTEGRATED PRODUCT DESIGN

2 sections: PR1 in Italian
PR2 in English

DESIGN & ENGINEERING

3 sections: DE1 - DE2 - DE3
all in English with the option to select some courses in Italian

COMMUNICATION DESIGN

3 sections: C1 - C2 both in Italian - C3 in English

DIGITAL AND INTERACTION DESIGN

1 section: DID
in English

INTERIOR AND SPATIAL DESIGN

1st Year 62 CFU

1st Semester

2nd Semester

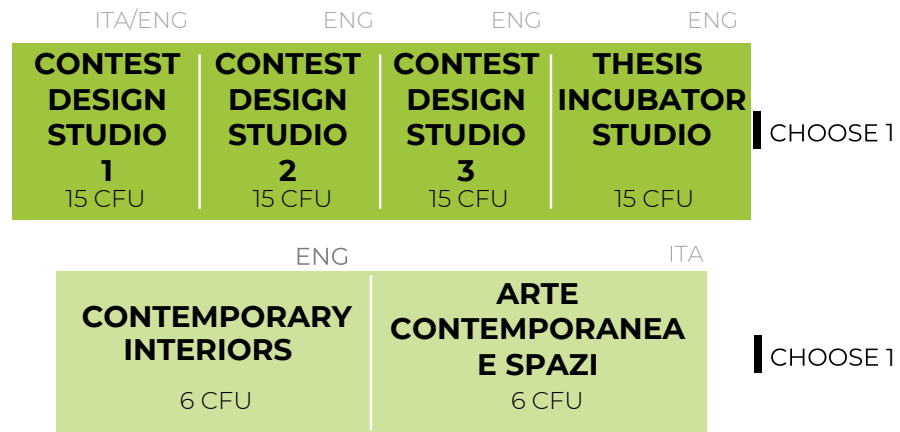


*UNDIVERSIFIED=VALID FOR ALL SECTIONS

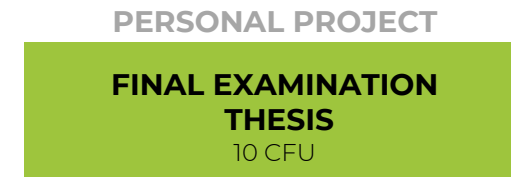
INTERIOR AND SPATIAL DESIGN

2nd Year 58 CFU

1st Semester



2nd Semester



1st or 2nd semester

ITA / ENG

INTERNSHIP
15 CFU

1st or 2nd semester

ITA / ENG

ELECTIVE COURSE
6 CFU

1st or 2nd semester

ITA / ENG

ELECTIVE COURSE
6 CFU

PRODUCT SERVICE SYSTEM DESIGN

1st Year 63 CFU

1st Semester

PS1 ENG | PS2 ENG

INNOVATION STUDIO

12 CFU

PS1 ENG | PS2 ENG

TEAMBUILDING

3 CFU

UNDIVERSIFIED ENG

DESIGN METHODS

6 CFU

UNDIVERSIFIED ENG

UX - DESIGN

6 CFU

UNDIVERSIFIED ENG

HISTORY OF DESIGN*

6 CFU

*Compulsory for international students

2nd Semester

PS1 ENG PS2 ENG

PSSD STUDIO

SPATIAL DESIGN

12 CFU

PSSD STUDIO

SERVICE DESIGN

12 CFU

UNDIVERSIFIED ENG

VISUALIZATION AND PROTOTYPING

6 CFU

UNDIVERSIFIED ENG

SERVICE DESIGN AND INNOVATION

6 CFU

PS1 ENG | PS2 ENG

DESIGN SEMINAR

6 CFU

1 or 2 weeks activity in June 2020

*UNDIVERSIFIED=VALID FOR ALL SECTIONS

PRODUCT SERVICE SYSTEM DESIGN

2nd Year 57 CFU

1st Semester

ENG ENG

FINAL SYNTHESIS DESIGN STUDIO 1 18 CFU	FINAL SYNTHESIS DESIGN STUDIO 2 18 CFU
--	--

CHOOSE 1

2nd Semester

INDIVIDUAL PROJECT

**FINAL EXAMINATION
THESIS**
12 CFU

UNDIVERSIFIED

ENG

PROFESSIONAL WORKSHOP
6 CFU
1 or 2 weeks activity in June 2020

1st or 2nd semester

ITA / ENG

INTERNSHIP
9 CFU

1st or 2nd semester

ITA / ENG

ELECTIVE COURSE
6 CFU

1st or 2nd semester

ITA / ENG

ELECTIVE COURSE
6 CFU

*UNDIVERSIFIED=VALID FOR ALL SECTIONS

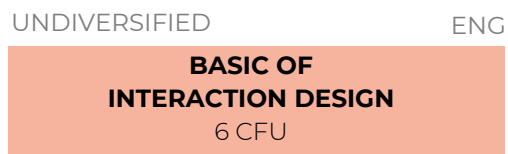
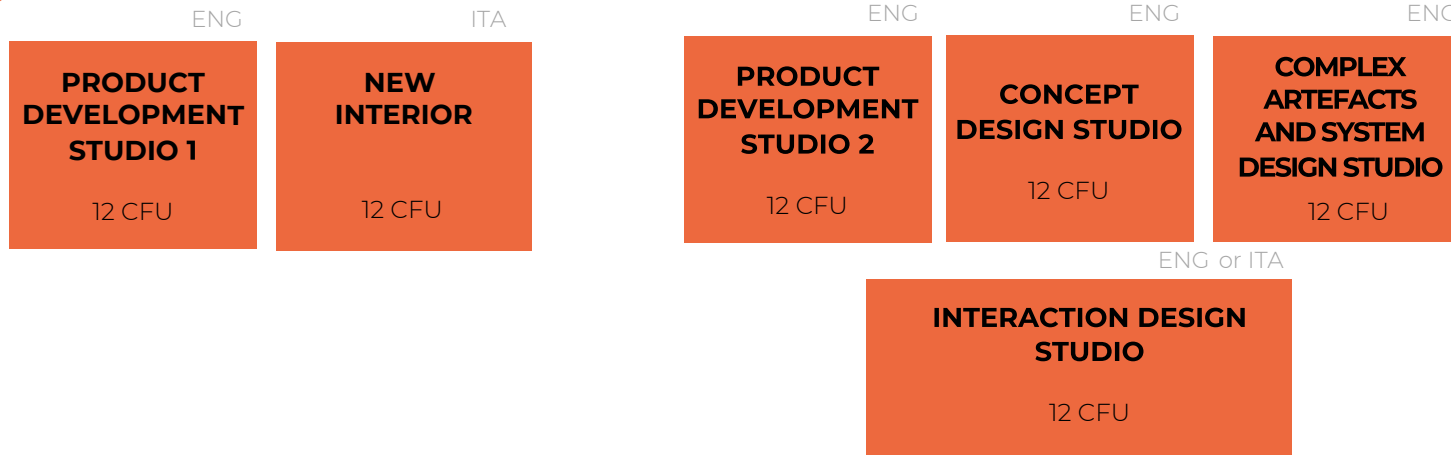
DIGITAL AND INTERACTION DESIGN

1st Year 60 CFU

1st Semester

2nd Semester

CHOOSE 1
From the
7 studios



*UNDIVERSIFIED=VALID FOR ALL SECTIONS

DIGITAL AND INTERACTION DESIGN

2nd Year 60 CFU

1st Semester

UNDIVERSIFIED ENG

FINAL DESIGN STUDIO

12 CFU

UNDIVERSIFIED ITA/ENG

BUSINESS INNOVATION

6 CFU

UNDIVERSIFIED ENG

PROFESSIONAL WORKSHOP

6 CFU

1 or 2 weeks activity in February 2020

1st or 2nd semester

ELECTIVE COURSE

6 CFU

ITA/ENG

1st or 2nd semester

ELECTIVE COURSE

6 CFU

ITA/ENG

2nd Semester

INDIVIDUAL PROJECT ENG

FINAL EXAMINATION THESIS

15 CFU

ENG

INTERNSHIP

9 CFU

*UNDIVERSIFIED=VALID FOR ALL SECTIONS

DESIGN AND ENGINEERING

1st Year 66 CFU

1st Semester

DE1 ENG | DE2 ENG | DE3 ENG

**PRODUCT DEVELOPMENT
DESIGN STUDIO 1**
12 CFU

UNDIVERSIFIED ENG

**MATERIAL SELECTION CRITERIA
IN DESIGN & ENGINEERING**
12 CFU

UNDIVERSIFIED ENG

**DESIGN THINKING AND
PROCESSES**
6 CFU

UNDIVERSIFIED ENG

MECHANICAL DESIGN
6 CFU

2nd Semester

ENG DE1 | ENG DE2 | ENG DE3

**PRODUCT DEVELOPMENT
DESIGN STUDIO 2**
12 CFU

UNDIVERSIFIED ENG

**DESIGN &
MANUFACTURING**
6 CFU

UNDIVERSIFIED ENG

**DESIGN AND CORPORATE
ECONOMICS**
6 CFU

1st or 2nd semester

ITA/ENG

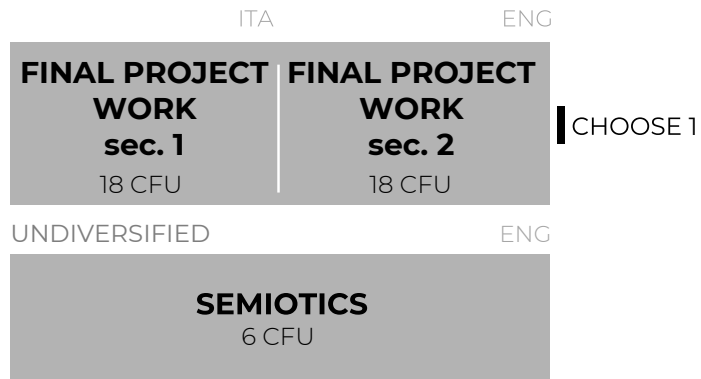
ELECTIVE COURSE
6 CFU

*UNDIVERSIFIED=VALID FOR ALL SECTIONS

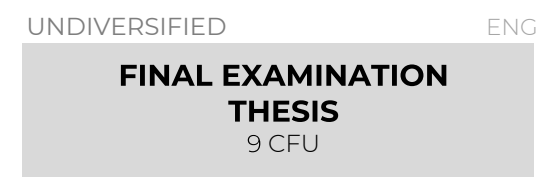
DESIGN AND ENGINEERING

2nd Year 54 CFU

1st Semester



2nd Semester



1st and 2nd semester

ITA/ENG

INTERNSHIP

14 CFU

1st and 2nd semester

ITA/ENG

INTERNSHIP INTERVIEW

1 CFU

1st or 2nd semester

ITA/ENG

ELECTIVE COURSE

6 CFU

*UNDIVERSIFIED=VALID FOR ALL SECTIONS

COMMUNICATION DESIGN

1st Year 60 CFU

1st Semester

C1 ITA | C2 ITA | C3 ENG

SOCIOLOGY OF MEDIA

6 CFU

C1 ITA | C2 ITA | C3 ENG

ANTHROPOLOGY OF COMMUNICATION

6 CFU

C1 ITA/ENG | C2 ITA/ENG | C3 ENG

WORKSHOP 1

6 CFU

1 or 2 weeks activity in February 2020

2nd Semester

C1 ITA | C2 ITA | C3 ENG

INTERACTION DESIGN STUDIO

12 CFU

C1 ITA | C2 ITA | C3 ENG

APPLIANCES AND COMPLEX SYSTEMS DESIGN STUDIO

12 CFU

1st sem. ITA or 2nd sem. ENG

ITA/ENG

SEMIOTICA DEL PROGETTO

6 CFU

SEMIOTIC METHODS FOR DESIGN

CHOOSE 1

1st sem. ITA or 2nd sem. ENG

ITA/ENG

CULTURA DELL'IMMAGINE DIGITALE

6 CFU

DIGITAL CULTURE

CHOOSE 1

1st or 2nd semester

ITA/ENG

ELECTIVE COURSE

6 CFU

COMMUNICATION DESIGN

2nd Year 60 CFU

1st Semester

ITA	ITA	ENG
FINAL SYNTHESIS STUDIO sec. 1	FINAL SYNTHESIS STUDIO sec. 2	FINAL SYNTHESIS STUDIO sec. 3
18 CFU	18 CFU	18 CFU

CHOOSE 1

2nd Semester

INDIVIDUAL PROJECT

FINAL EXAMINATION
12 CFU

ITA/ENG **C1** | ITA/ENG **C2** | ENG **C3**

WORKSHOP 2

6 CFU
1 or 2 weeks on February 2020

1st or 2nd semester

ITA / ENG

INTERNSHIP
17 CFU

1st or 2nd semester

ITA / ENG

INTERNSHIP INTERVIEW
1 CFU

1st or 2nd semester

ITA / ENG

ELECTIVE COURSE
6 CFU

DESIGN FOR THE FASHION SYSTEM

1st Year 60 CFU

1st Semester

M1 ENG M2 ENG

**FASHION
DESIGN STUDIO**
18 CFU

**ACCESSORY
DESIGN STUDIO**
18 CFU

UNDIVERSIFIED ENG

COMMUNICATION FOR FASHION
6 CFU

UNDIVERSIFIED ENG

**TRENDS FORECASTING FOR
FASHION**
6 CFU

2nd Semester

M1 ENG | M2 ENG

RETAIL AND MERCHANDISING
12 CFU

UNDIVERSIFIED ENG

**FASHION MATERIALS AND
TECHNOLOGY**
6 CFU

M1 ENG | M2 ENG

WORKSHOP
6 CFU
1 or 2 weeks activity in June 2020

1st or 2nd semester

ENG

TECHNOLOGIES FOR THE FASHION / HISTORY FOR FASHION
6 CFU

*UNDIVERSIFIED=VALID FOR ALL SECTIONS

DESIGN FOR THE FASHION SYSTEM

2nd Year 60 CFU

1st Semester

ENG

DESIGN FOR THE FASHION SYSTEM
sec. 1
18 CFU

ENG

DESIGN FOR THE FASHION SYSTEM
sec. 2
18 CFU

CHOOSE 1

2nd Semester

UNDIVERSIFIED

ENG

PORTFOLIO AND NEW SCENARIOS
6 CFU

INDIVIDUAL PROJECT

FINAL EXAMINATION
10 CFU

1st sem. ITA or 2nd sem. ENG

BUSINESS INNOVATION 6 CFU

DESIGN MANAGEMENT FOR FASHION

CHOOSE 1

1st or 2nd semester

ITA / ENG

INTERNSHIP
14 CFU

1st or 2nd semester

ITA / ENG

ELECTIVE COURSE
6 CFU

*UNDIVERSIFIED=VALID FOR ALL SECTIONS

INTEGRATED PRODUCT DESIGN

1st Year 60 CFU

1st Semester

IP1 ITA | IP2 ENG

**PRODUCT DEVELOPMENT
STUDIO**
12 CFU

ITA or ENG | CHOOSE THE
LANGUAGE

DESIGN NARRATIVES
6 CFU

IP1 ITA | IP2 ENG

**STRATEGIC AND SERVICE
DESIGN**
6 CFU

IP1 ITA | IP2 ENG

**MATERIALS AND
MANUFACTURING FOR DESIGN**
6 CFU

1st or 2nd semester

ITA/ENG

ELECTIVE COURSE
6 CFU

2nd Semester

IP1 ITA | IP2 ENG

CONCEPT DESIGN STUDIO
18 CFU

IP1 ITA | IP2 ENG

**INNOVATION CULTURE
AND THEORIES**
6 CFU

INTEGRATED PRODUCT DESIGN

2nd Year 60 CFU

1st Semester

IP1 ITA | IP2 ENG

**FINAL SYNTHESIS DESIGN
STUDIO**
18 CFU

UNDIVERSIFIED

ITA or ENG | CHOOSE THE
LANGUAGE

LIFE DESIGN
6 CFU

1st or 2nd semester

ELECTIVE COURSE
6 CFU

ITA/ENG

1st or 2nd semester

INTERNSHIP
14 CFU

ITA/ENG

2nd Semester

INDIVIDUAL PROJECT

**FINAL EXAMINATION
THESIS**
10 CFU

*UNDIVERSIFIED=VALID FOR ALL SECTIONS

3

EXCHANGE AND SPECIAL PROGRAMS



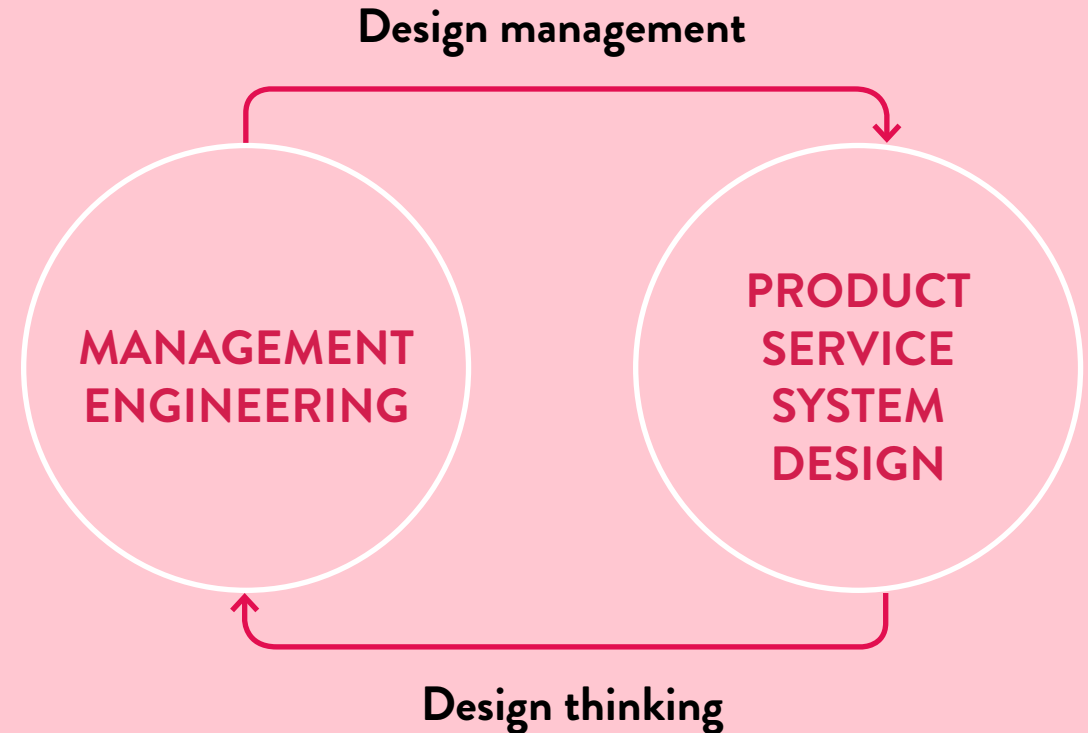
Internal double degrees

The area of action:

the design and management of innovative business models and organizations for product-service systems

Approach:

Not a design course with a flavor of management or a management course with a flavor of design, but really absorbing the two ways of thinking by being immersed in two different schools with other “neat pedigree” students.



Internal Erasmus

IEDIE

(Internal Erasmus in Design and Information Engineering)
is offered to Master students in:

- Information Engineering
- Communication Design
- Integrated Product Design

If successfully undertaken, is officially acknowledged by PoliMi in the students' curriculum.



An International School



30

**VISITING
PROFESSORS FOR
RESEARCH AND
TEACHING**

80

**DELEGATIONS
FOR
YEAR**

150

**EXCHANGE
AGREEMENTS IN
EUROPE**

75

**EXCHANGE
AGREEMENTS
OUT OF EUROPE**

approx. **250**

**EXCHANGE
STUDENTS PER
YEAR**

approx. **250**

**INTERNATIONAL
STUDENTS
ENROLLED PER
YEAR**

Exchange programs



ERASMUS UE



**EXCHANGE
EXTRA -UE**



**DOUBLE
DEGREE**



**ERASMUS
TRAINEESHIP**

Bachelor student



Master student



International double degrees

Universidad
Nacional de
Colombia
Colombia

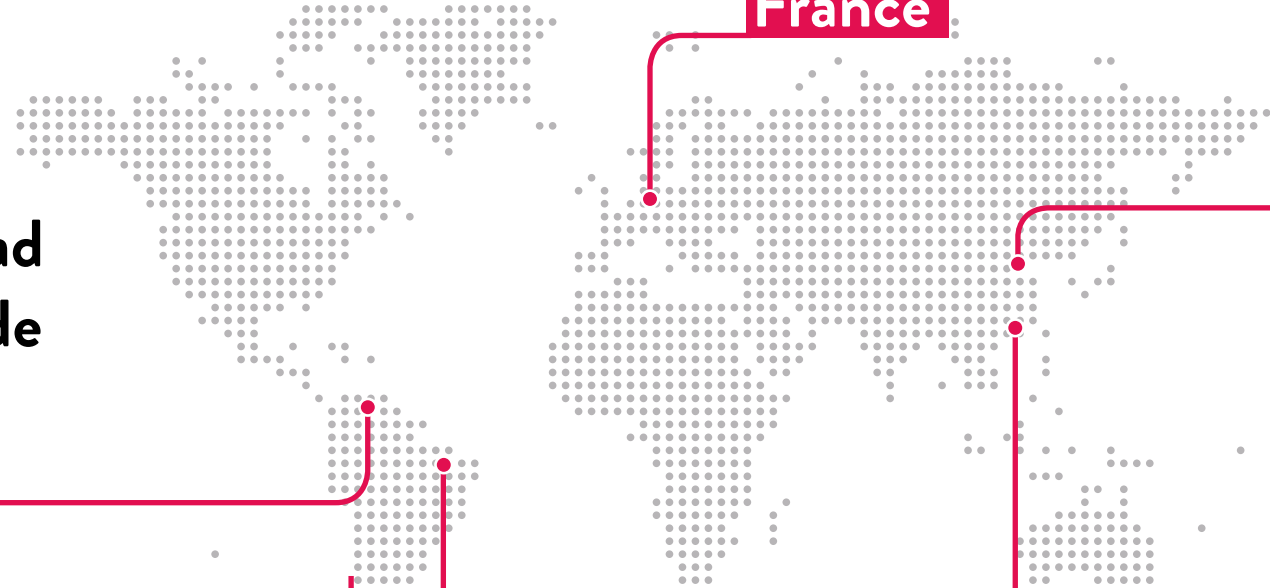
PUC -
Pontificia Universidad
Católica de Chile
Chile

Universidade
de São Paulo
Brazil

Les Écoles
Centrales
France

Tsinghua
University
China

Tongji
University
China



4

OUR DIDACTIC LABS



We have

THE GREATEST SPACE

**supporting research and
didactics in design processes**

10,000

**M² INSIDE
THE BOVISA CAMPUS**

4

**LABORATORIES FOR
DIDACTIC ACTIVITIES**

12

**LABORATORIES FOR
RESEARCH**


11

**INTER
DEPARTMENTAL
LABORATORIES**



DESIGN LAB SYSTEM

MODA



POLITECNICO MILANO 1863
DIPARTIMENTO DI DESIGN



DESIGN LAB SYSTEM

PROTOTIPI



POLITECNICO MILANO 1863
DIPARTIMENTO DI DESIGN



DESIGN LAB SYSTEM

IMMAGINE



POLITECNICO MILANO 1863
DIPARTIMENTO DI DESIGN



DESIGN LAB SYSTEM

ALLESTIMENTI



POLITECNICO MILANO 1863
DIPARTIMENTO DI DESIGN

Lab Modelli e Maglieria Fashion and Knitwear

**To pass from a design concept
to a real product with textiles**

- sewing industrial machines
- cutting and sewing machines
- zigzag machines
- machines to work on the leather
- knitting machines
- industrial ironing tables
- mannequins






Lab Allestimenti Exhibit Lab

Modelling for interior design

Experimental verification:
reconstruction of spaces in
1:1 scale, prototypes of
the furniture and exhibit items.

Students have access to the
laboratory for making models
independently and receive
technical advice.





Lab Immagine

**To represent and
communicate the project**

Take photographs analog
and/or digital.

Eight theatres equipped with
continuous illumination, flash
and background for shooting
scenes.





Lab Modelli e Prototipi

Prototyping Lab

Prototyping

The laboratory combines tradition artisan know-how with the most up-to-date prototyping technologies.







Habilitation to use the Design Laboratories

IMMAGINE LAB



- **STEP 1**
Online safety course for
the Labs of the Design
Department
- **STEP 2**
send an e-mail to withdraw
your lab card
accessolabb-design@polimi.it
- **STEP 3**
Bring identity card and
two passport pictures to
receive the labs-card
- **HABILITATION**

Habilitation to use the Design Laboratories

PROTOTIPI LAB



ALLESTIMENTI LAB



MODA LAB



STEP 1

Online safety course for the Labs of the Design Department

STEP 2

To undergo the training at laboratories, check your date and informations in a web site <http://bit.ly/safetyweeks>

STEP 3

Bring identity card and two passport pictures to receive the labs-card at the end of the training

HABILITATION

Access to the Design Laboratories

LAB	1st STEP ON LINE SAFETY COURSE	2th STEP E-MAIL	3rd STEP GET YOUR CARD
Immagine	<p>pass <u>te on line safety course</u> for the Labs of the Design Department.</p> <p style="text-align: center;">↓</p> <p>Online Services >> Data >> Safety Course</p>	<p>send an e-mail to <u>withdraw your lab card</u> accessolabb-design@polimi.it</p>	<p>bring <u>identity card</u> and <u>two passport pictures</u> to <u>withdraw your lab card</u></p>
<u>Prototipi</u>		<p>To undergo the training at <u>laboratories</u>, check your date and <u>informations</u> in a web site www.design.polimi.it</p>	<p>bring <u>identity card</u> and <u>two passport pictures</u>. After your training you can <u>withdraw your lab card</u></p>
Allestimenti			
Moda			

For the trainings look the schedule at: <http://bit.ly/safetyweeks>

Habilitation to use the Design Laboratories

Online safety course for the Labs of the Design Department
Online Services >> Data >> Safety, privacy and GDPR courses

For the trainings schedule look at:

<http://bit.ly/safetyweeks>

For more info: accessolabb-design@polimi.it

Polifactory <http://www.polifactory.polimi.it>


combining a makerspace with a co-working

What they offer:

- Research and consultancy
- Experimental training
- Experimental educational activities
- Cultural Initiative

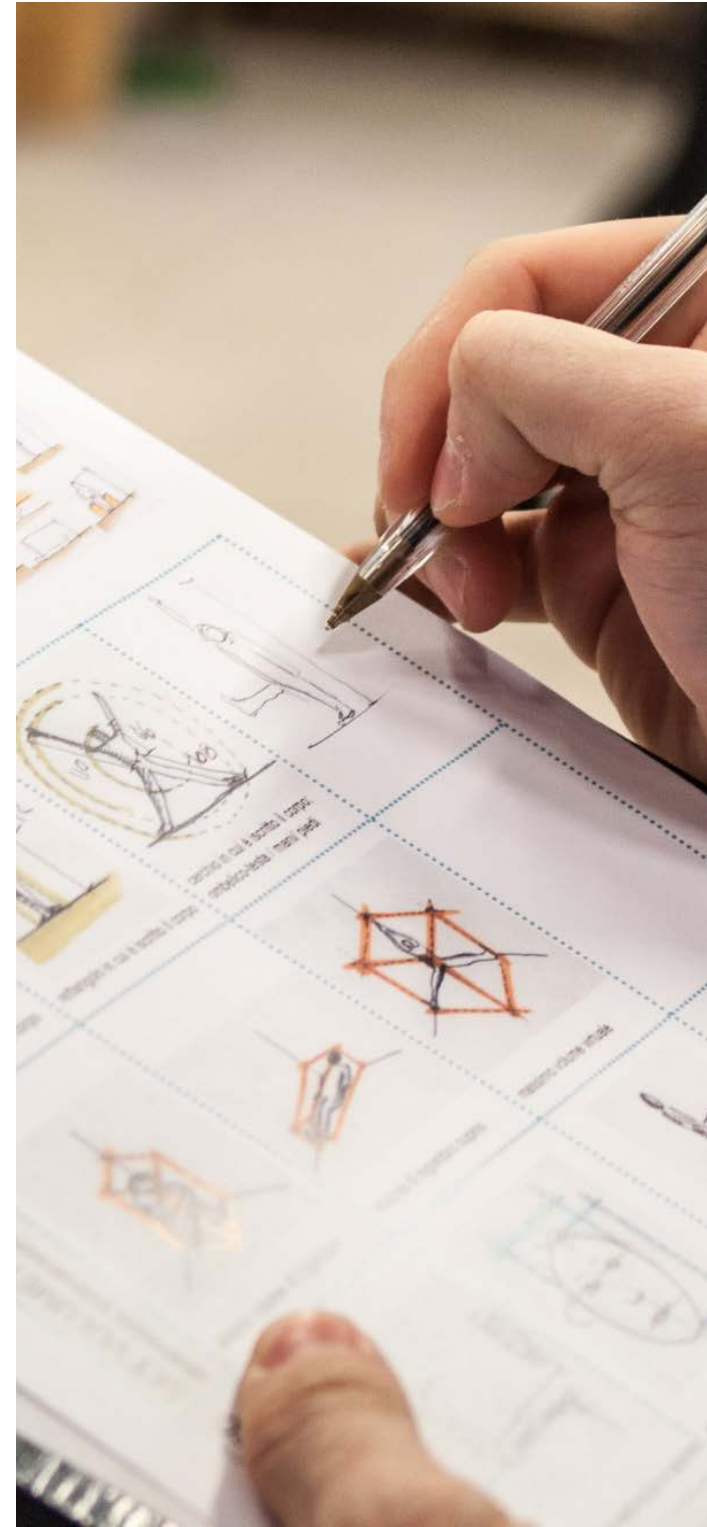
Linked to

- FabLab networks
- Global network of design factories
- Micromanufacturing hub & institutes
- Makers associations



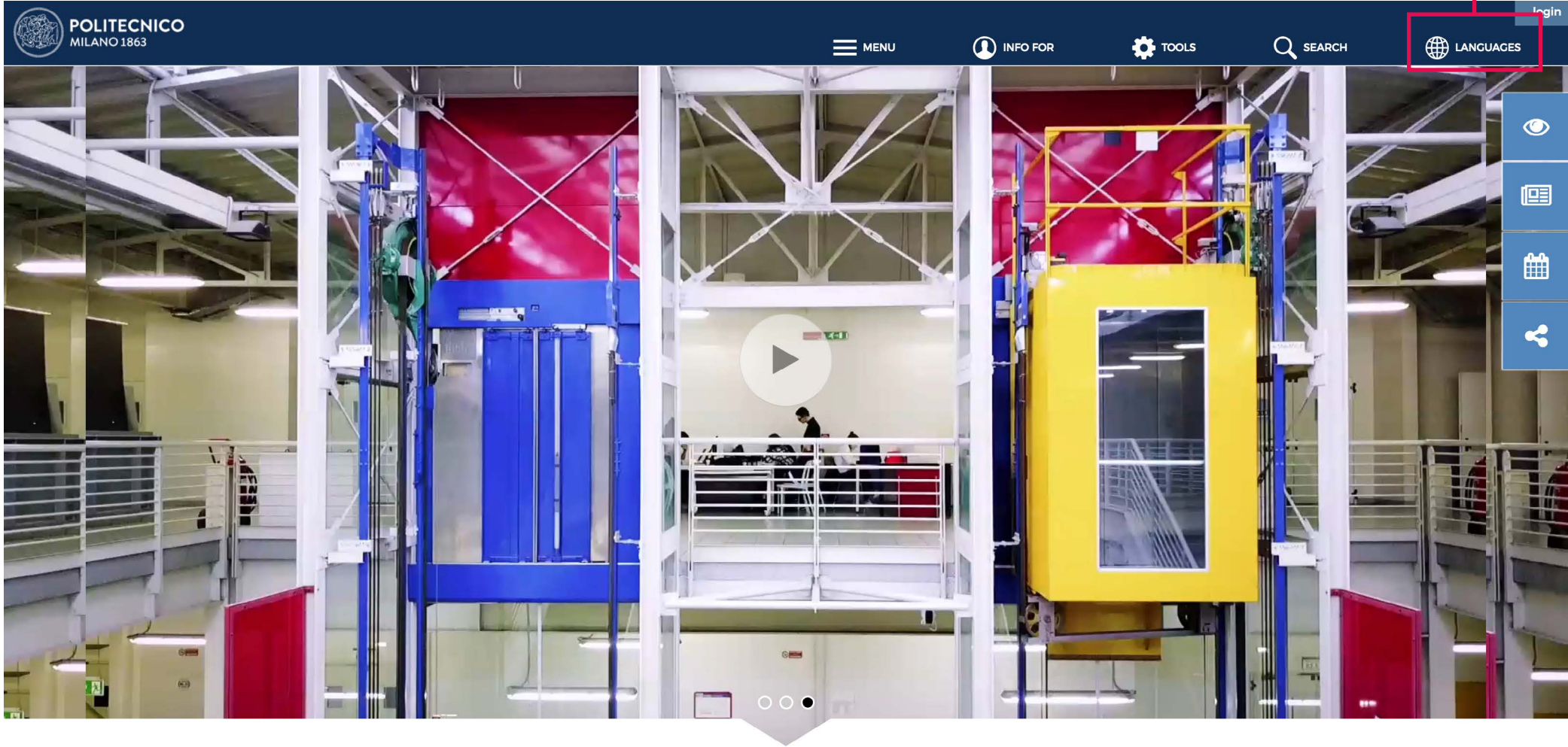
5

DIDACTIC TOOLS



Website of university <http://www.polimi.it>

here you can select the language you prefer



Online service

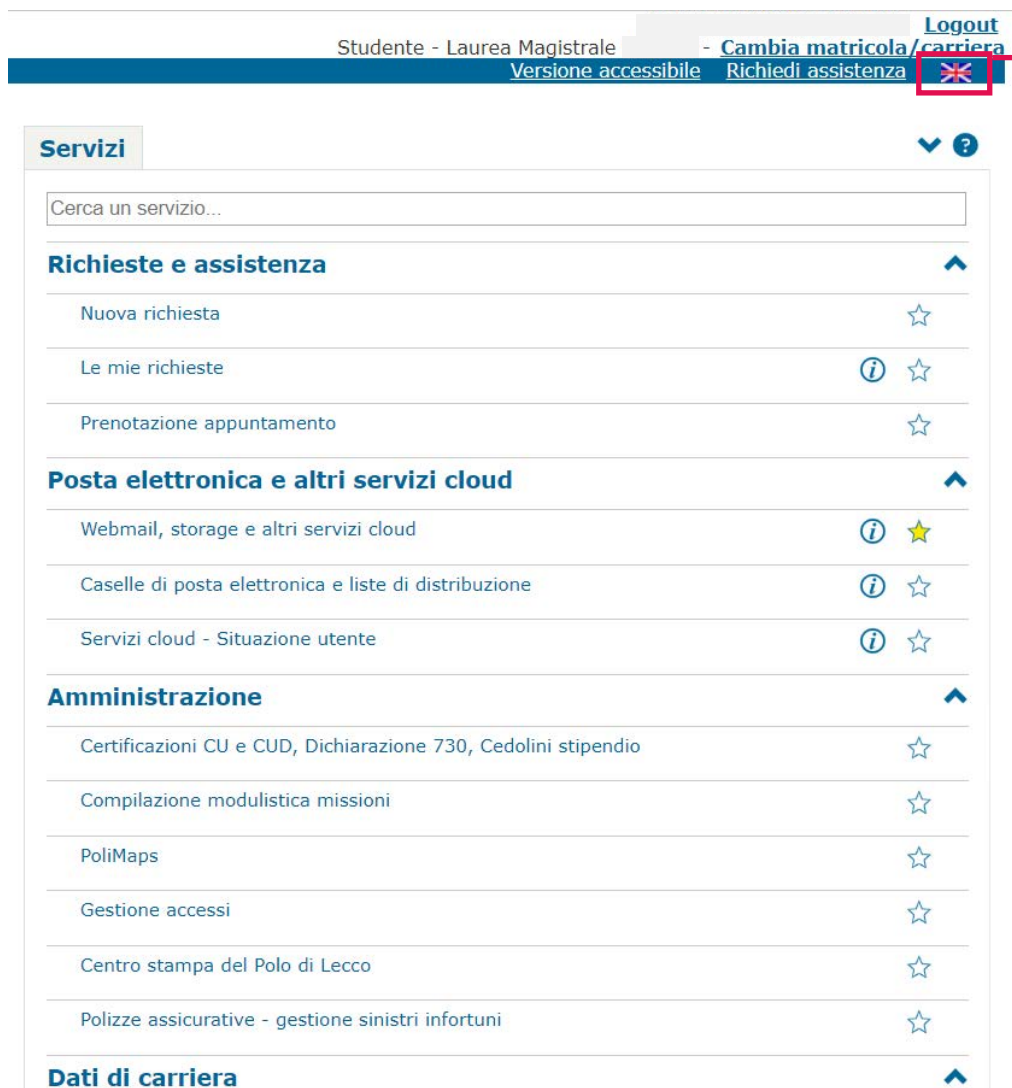
The screenshot shows the website interface for Politecnico di Milano. At the top, there is a navigation bar with 'MILANO 1863', 'MENU', 'INFO FOR', 'TOOLS', 'SEARCH', and 'LANGUAGES'. Below this is a red banner with the 'xmille' logo and 'POLITECNICO DI MILANO C.F. 800 579 301 50'. The main content area features a large image of the university building with the text '5X1000 TO POLITECNICO DI MILANO' and a 'GIVE NOW' button. A dark blue dropdown menu is open under the 'TOOLS' icon, listing various services. The 'ONLINE SERVICES' option is highlighted with a red box, and a red line points from this box to the explanatory text on the right. At the bottom, there is a cookie consent notice.

TOOLS	
ONLINE SERVICES	BEEP
ONLINE CHAT	ADDRESS BOOK
ACADEMIC CALENDAR	STUDENTS DEADLINES
SEARCH FOR CLASSROOMS	STUDY AREAS
SEARCH FOR PROFESSORS	SEARCH FOR PROGRAMMES
LECTURE TIMETABLE	SEARCH IN LIBRARIES
INTRANET	MOOCS
CAMPUSES MAPS	


Questo sito utilizza i cookies per le statistiche e per agevolare la navigazione nelle pagine del sito e delle applicazioni web. Maggiori informazioni sono disponibili alla [Accetto](#)



You can find
“ONLINE SERVICE”
under the menu
“TOOLS”

Online service








Studente - Laurea Magistrale - [Cambia matricola/carriera](#) [Logout](#)


[Versione accessibile](#) [Richiedi assistenza](#) 







Servizi  


Cerca un servizio...







Richieste e assistenza 


- Nuova richiesta 
- Le mie richieste  
- Prenotazione appuntamento 

Posta elettronica e altri servizi cloud 

- Webmail, storage e altri servizi cloud  
- Caselle di posta elettronica e liste di distribuzione  
- Servizi cloud - Situazione utente  

Amministrazione 

- Certificazioni CU e CUD, Dichiarazione 730, Cedolini stipendio 
- Compilazione modulistica missioni 
- PoliMaps 
- Gestione accessi 
- Centro stampa del Polo di Lecco 
- Polizze assicurative - gestione sinistri infortuni 

Dati di carriera 

For the English
version
click here

Online service

Services [dropdown] [help]

Find a Service...

Requests and assistance [dropdown]

Mail and other Cloud services [dropdown]

- Webmail, storage and other cloud services [info] [star]
- Mailboxes and mailing lists [info] [star]
- Cloud services - User situation [info] [star]

Administration [dropdown]

Career [dropdown]

- Career [star]
- Specialisation Options (Track) [star]
- Study Plan - Presentation [star]
- Study Plan - semester Changes [star]
- Transfer to/from another University [star]
- Passion in Action - Digital badges [star]

Data [dropdown]

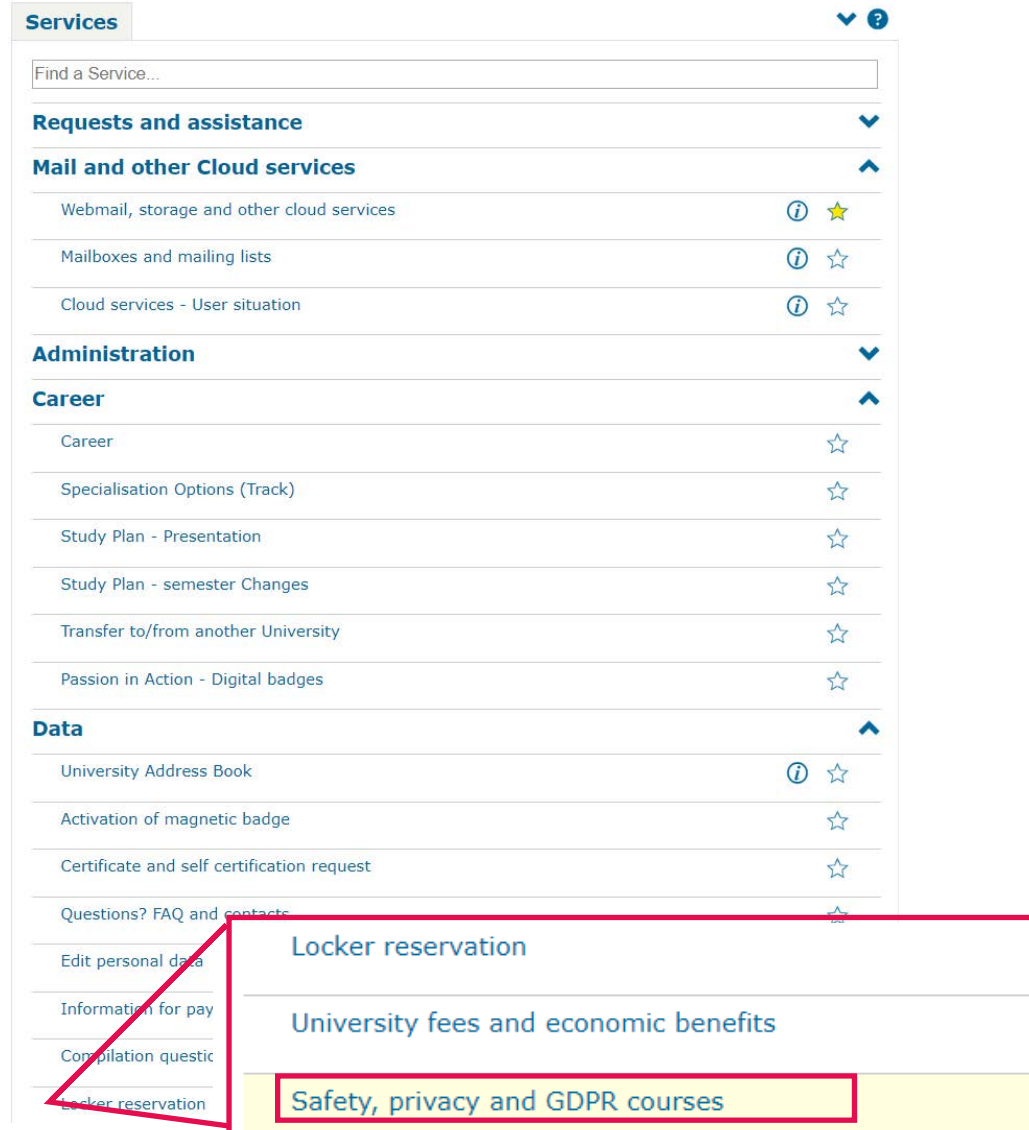
- University Address Book [info] [star]
- Activation of magnetic badge [star]
- Certificate and self certification request [star]
- Questions? FAQ and contacts [star]
- Edit personal data [star]
- Information for payment [star]
- Compilation questionnaires [star]
- Locker reservation [star]

Webmail: to check your official mail @polimi.it

Career: to check the courses you're registered in

Edit personal data:
To check and update your anagraphic data

Online service The basic safety course



The screenshot shows a 'Services' menu with various categories. A red box highlights the 'Safety, privacy and GDPR courses' option, which is also highlighted in yellow in the original image. A red arrow points from the 'Locker reservation' option to the highlighted 'Safety, privacy and GDPR courses' option.

Service	Info	Star
Requests and assistance	▼	
Mail and other Cloud services	▲	
Webmail, storage and other cloud services	i	★
Mailboxes and mailing lists	i	☆
Cloud services - User situation	i	☆
Administration	▼	
Career	▲	
Career		☆
Specialisation Options (Track)		☆
Study Plan - Presentation		☆
Study Plan - semester Changes		☆
Transfer to/from another University		☆
Passion in Action - Digital badges		☆
Data	▲	
University Address Book	i	☆
Activation of magnetic badge		☆
Certificate and self certification request		☆
Questions? FAQ and contacts		☆
Edit personal data		☆
Information for pay		☆
Compilation questic		☆
Locker reservation		☆
Locker reservation		☆
University fees and economic benefits		☆
Safety, privacy and GDPR courses		☆

(See next page)



**THE BASIC COURSE ON
SAFETY is
COMPULSARY for
EVERY STUDENT
at POLIMI.**

**You won't be able to register
to exams if you don't pass it
before.**

Online service

The basic safety course and lab safety course

Available courses

▼ Courses on Safety

FAQ: EN

• **Basic Course on Safety: Course pass certificate attained** on 10 september 2015.

Recipients: teaching staff, contract professors, temporary research fellows, undergraduates and PhD students, technical-administrative personnel and collaborators.

• **Basic Course on Safety: Course pass certificate attained** on 10 september 2015.

This course - lasting the equivalent of 8 hours - makes an in-depth analysis of the specific contents useful for accepting the role of RAUPL/Safety Supervisor. The training of the supervisors must include training for workers and must be integrated by specific training in relation to the duties performed with regard to occupational health and safety.

Recipients: RADRL and Supervisors appointed by the Directors for the purposes of safety.

Preparatory courses: the Basic Course on Safety must be achieved before to start this course.

Access course in [ITALIAN](#)

• **Managing Emergencies: not taken**

Recipients: guests who are not considered to be workers but who remain in the Politecnico di Milano for significant periods of time.

Access course in [ITALIAN ENGLISH](#)

• **Directors Safety Course: not taken**

Recipients: Directors and Department Managers.

Description: The course lasts 16 hours and corresponds to the mandatory general training prescribed by law for all workers. regulations, communication, training and consulting of employees The course focuses on the following issues: safety management and organization, legal and regulatory aspects of safety

• **Chemical Risk: not taken**

Recipients: teaching staff, contract professors, temporary research fellows, undergraduates and PhD students, technical-administrative personnel exposed to risks from the use of chemicals. The course is aimed at deepening the main risks in chemical laboratories of the University, proceedings and devices to eliminate or limit them as much as possible.

Access course in [ITALIAN ENGLISH](#)

• **Course to access the Design Department Labs: Course pass certificate attained** on 29 september 2015 and **valid till the 27 september 2020.**
It will be possible to take the course again starting from 24 June 2020.

This six hours course focuses on specific safety contents to use the equipment of the Design Department Labs.

• **Course to access the Design Department Labs: Course pass certificate attained** on 29 september 2015 and **valid till the 27 september 2020.**
It will be possible to take the course again starting from 24 June 2020.

Online service

Lecture timetable

1. Select “Lecture timetable”

TIM internet Mobile Offers

Exams

Lecture timetable

Exam registration

2. Select semester

← Online services > Lecture timetable

Available functions

- Print text timetable
- Print synoptic timetable

Select semester

2° Semester 2018/2019 ▼

Change semester

Online service

Lecture timetable

Text timetable
Synoptic timetable

Date	Where	09:00	10:00	11:00	12:00	13:00	14:00	15:00	16:00	17:00	18:00
Monday	B2.1.12								[lesson] PRODUCT SERVICE SYSTEM DESIGN STUDIO [sez. A] <small>(from 29/04/2019 to 03/06/2019)</small>		
Tuesday	B2.1.10								[lesson] SERVICE DESIGN AND INNOVATION <small>(from 26/02/2019 to 16/04/2019)</small>		
Wednesday	B2.1.10								[lesson] VISUALIZATION AND PROTOTYPING <small>(from 17/04/2019 to 17/04/2019)</small>		
	B2.1.12								[lesson] PRODUCT SERVICE SYSTEM DESIGN STUDIO [sez. A] <small>(from 17/04/2019 to 05/06/2019)</small>		
Thursday	B2.1.10								[lesson] VISUALIZATION AND PROTOTYPING <small>(from 28/02/2019 to 04/04/2019)</small>		
	B2.1.12								[lesson] PRODUCT SERVICE SYSTEM DESIGN STUDIO [sez. A] <small>(from 02/05/2019 to 06/06/2019)</small>		
Friday	B2.1.10								[lesson] SERVICE DESIGN AND INNOVATION <small>(from 01/03/2019 to 05/04/2019)</small>		
Saturday											

Courses not yet attended for the 2st/nd semester 2018/2019 in the student's Study Plan

Show timetable	Legend	Course name	Professor	From	To	Academic Year Attended
<input checked="" type="checkbox"/>		098359 - DESIGN SEMINAR				
		• 098360 - PSSD DESIGN (SEMINARS)	Foth Marcus	25/02/2019	07/06/2019	2018/20
		• 098361 - PSSD DESIGN (SEMINARS)	Corubolo Marta			
<input checked="" type="checkbox"/>		098364 - VISUALIZATION AND PROTOTYPING				
		• 091480 - TOOLS FOR MAPPING AND VISUALIZATION	Ligi Chiara	28/02/2019	17/04/2019	2018/20
		• 091482 - PSSD MODELING AND PROTOTYPING	Piredda Francesca			
<input checked="" type="checkbox"/>		051276 - SERVICE DESIGN AND INNOVATION				
		• 099958 - SERVICE DESIGN	Sangiorgi Daniela	26/02/2019	16/04/2019	2018/20
		• 099957 - USER EXPERIENCE	Sangiorgi Daniela			
		099961 - PRODUCT SERVICE SYSTEM DESIGN STUDIO				

Select the kind of timetable you want to see

Verify where is the class room

Verify Professors names correspond to the course you're attending.

Online service Exams and “Beep”

Exams

Lecture timetable

Exam registration

Beep (Be-ePoli) - the portal for the networking activities of teachers and students
Politecnico di Milano

Consultation of exam results

Exam registration:
to register at the exams

Beep:
to connect with the network
area of your courses and
professors

**Consultation of
exam results:**
to connect with the network
area of your courses and
professors

Online service

Exams registration

It is **necessary** to register **BEFORE** the exam in order to record the marks in your career.

You'll need to register to the exam for each course you are attending

Exams registration opens approximately

1 MONTH BEFORE THE EXAMS SESSIONS

- DECEMBER (January exam's session)
- MAY (June/July exam's session)
- WORKSHOPS WEEK
(by the workshop's end)



LOGIN


BROCHURE

Have you forgotten your Person Code or password?
To recover or create your credentials visit the: [Online Services page](#)


BeeP Channel ●●●



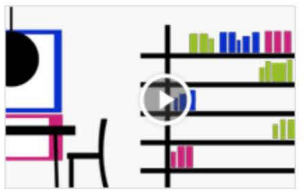
HELP CHAT 



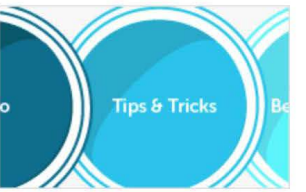
How to access BeeP
To access BeeP you must use your Person Code. If you have forgotten it, click here: [credential recovery](#)



Are you a student?
Watch the video and discover BeeP, the new portal for the online didactical activities.



Are you a professor and this is your first time in BeeP?
Watch the video (IT) to discover BeeP.



BeeP Channel
Support services, help, tutorials, meetings and online areas to guide you through the BeeP world.
[more information](#)

BeeP

Q.

I can't find a course in which I'm registered in the portal BeeP, why?

A.

The teacher has not yet activated the course on BeeP or does not intend to do so; this is an optional service for the teacher.

In any case, check in the list of the “available courses” if the course has been activated. If it is active, you can request access directly to the teacher.

Design school website <http://www.design.polimi.it/>

The screenshot shows the homepage of the Scuola del Design website. At the top left is the Politecnico Milano 1863 logo. To its right is the text 'SCUOLA DEL DESIGN'. Further right are language selection options 'ita' and 'eng'. Below this is a dark navigation bar with links: 'HOME', 'LA SCUOLA', 'STUDIARE DESIGN', 'AREA INTERNAZIONALE', and 'AZIENDE E ISTITUZIONI'. The main banner features a blue and green background with a white grid pattern and the large text 'DESIGN EXPLORER @POLIMI'. Below the banner is a 'NEWS' section with a sub-header 'Importante' and a link 'Cambiamento orario ricevimento studenti'. Below that is the text 'Scadenze presentazione domanda di valutazione corsi di LM Scuola del Design' and 'WORKSHOP INTERDISCIPLINARE INTERNI Anno accademico 2018/...'. On the right side of the news section is a logo for '6th QS WORLD UNIVERSITY RANKINGS by subject' and a link 'Sportello su appuntamento'.

POLITECNICO MILANO 1863

SCUOLA DEL DESIGN

ita eng

HOME LA SCUOLA STUDIARE DESIGN AREA INTERNAZIONALE AZIENDE E ISTITUZIONI

DESIGN EXPLORER @POLIMI

DESIGN EXPLORER

NEWS

Importante

Cambiamento orario ricevimento studenti

Scadenze presentazione domanda di valutazione corsi di LM Scuola del Design

WORKSHOP INTERDISCIPLINARE INTERNI Anno accademico 2018/...

6th QS WORLD UNIVERSITY RANKINGS by subject

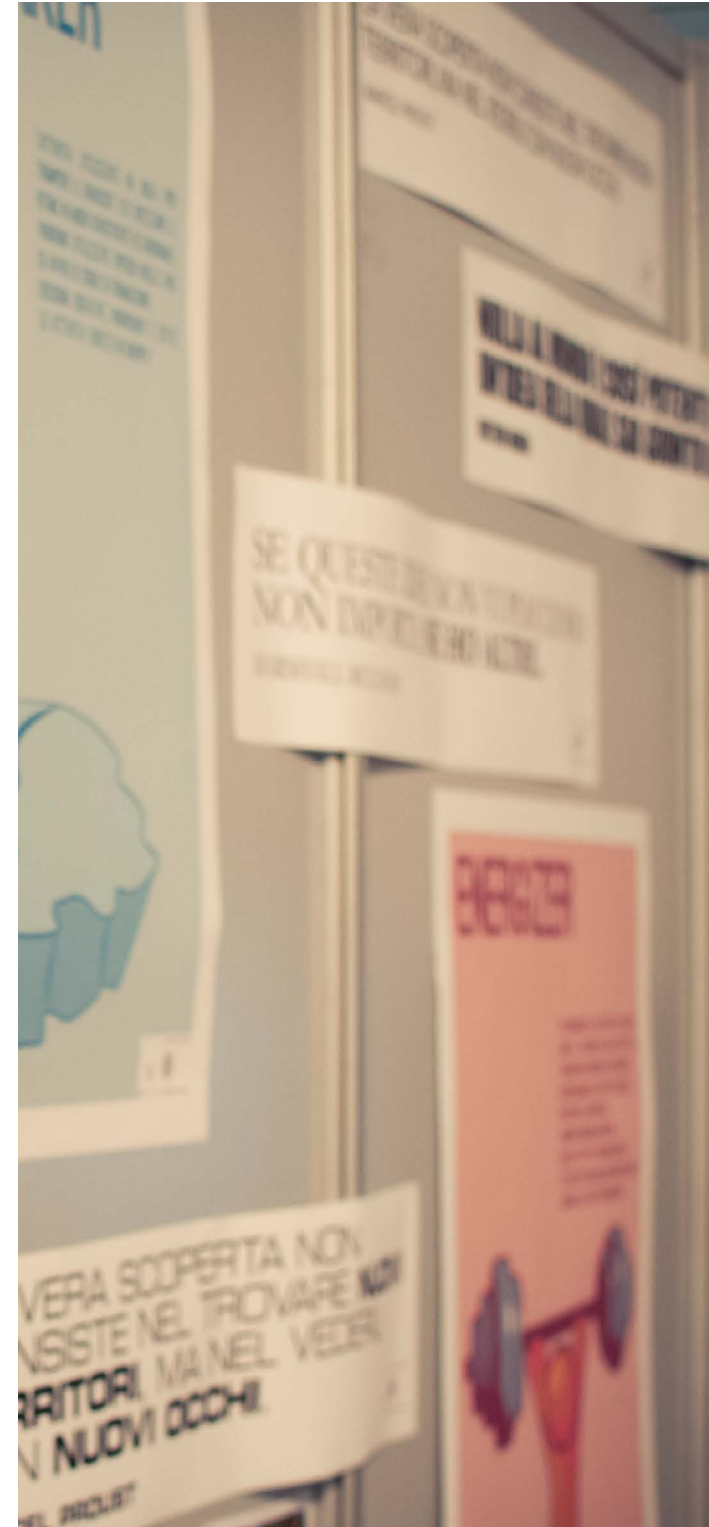
Sportello su appuntamento

Important Dates

		STARTING DATE	ENDING DATE
1st Semester	Lessons 1st Semester	16 September 2019	20 December 2019
	Christmas Holidays	21 December 2019	6 January 2020
	Exam Session 1st Semester	13 January 2020	22 February 2020
	Workshop Weeks 1st Semester	10 February 2020	21 February 2020
2nd Semester	Lessons 2nd Semester	24 February 2020	5 June 2020
	Easter Holidays	10 April 2020	14 April 2020
	Exam Session 2nd Semester	15 June 2020	31 July 2020
	Workshop Weeks 2nd Semester	15 June 2020	26 June 2020
	MILAN DESIGN WEEK	21 April 2020	26 April 2020

6

IMPORTANT CONTACTS School of Design



How to contact the offices <https://www.polimi.it/en/current-students/contacts/>

Home page >> Info for >> Current Students >> Contact

CONTACTS



CHAT ONLINE
WITH ONE OF OUR OPERATOR



**SEND AN
E-MAIL**



POLIMI CHATBOT
THE VIRTUAL ASSISTANT OF POLITECNICO

DESKS AND OFFICES FOR STUDENTS

How to book appointment

Online service >> Request and assistance >> Book an appointment

Services  

Find a Service...

Requests and assistance 

New request 

My requests  

Book an appointment 

International student office

By Email/ Trouble ticket



Provides Enrolment Documents
Provides Copies of official
documents and Mark sheets

welcome19-20@polimi.it

<http://bit.ly/polinternational>

By online chat



On Monday: 9.30 AM to 12.30 PM
On Thursday: 1:30 PM to 4:00 PM

www.polimi.it/chat-polinternational

Desk



from Tuesday to Thursday,
9:30-15:00: only for those
students with an appointment
Friday, 9:30-12:30: free access

**Via Golgi 42 - Building 22 -
Ground Floor**

Academic Affairs Division Desk

By trouble ticket



Solve problems with study plan

Solve problems with exams
registration

Get answers about courses,
grades, exams, etc.

[http://www.design.polimi.it/en/
askforassistance/](http://www.design.polimi.it/en/askforassistance/)

By online chat



Monday to Friday, 9:30AM
to 12:30PM

[https://www.polimi.it/en/
current-students/contacts/](https://www.polimi.it/en/current-students/contacts/)

Desk



Tuesday and Thursday: 10:30-13:30

Wednesday: 9:30-12:30
(only with appointment)

Friday: free access

**Via Candiani 72 - Building B1
3rd Floor**

Company and professional relationship - RAP

By trouble ticket



National and International Internships reference
Give indications about the internship procedures, documents required, etc.

<http://www.design.polimi.it/en/askforassistance/>

CAMPUS MAP



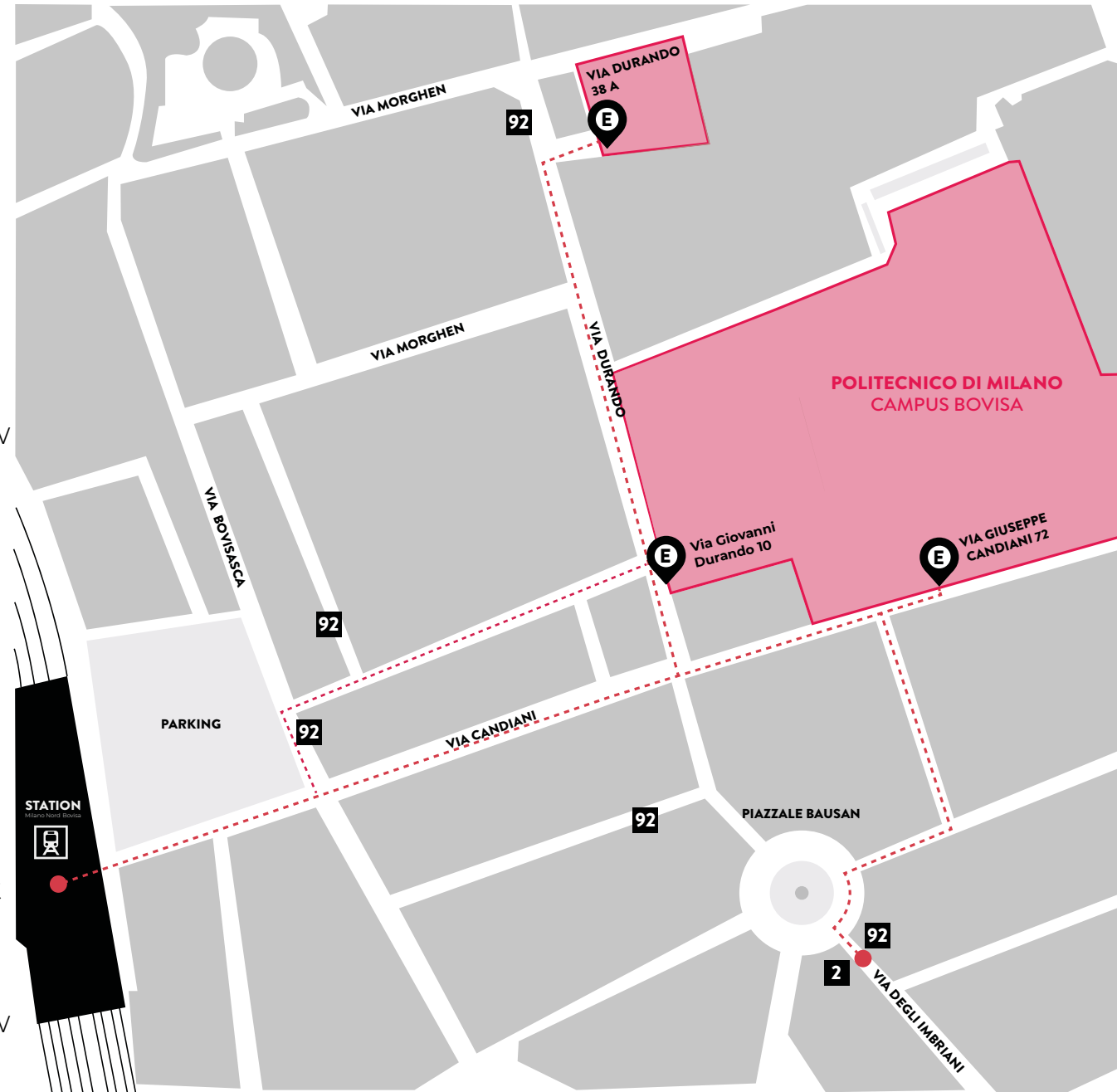
How to Reach Bovisa Durando Campus

BY TRAIN

When you get out of the station you have to turn LEFT, take the stairs and cross the Parking area. Go straight to via CANDIANI up to number 72 and the Politecnico will be on your left. Enter and look for the yellow building, it is the B2.

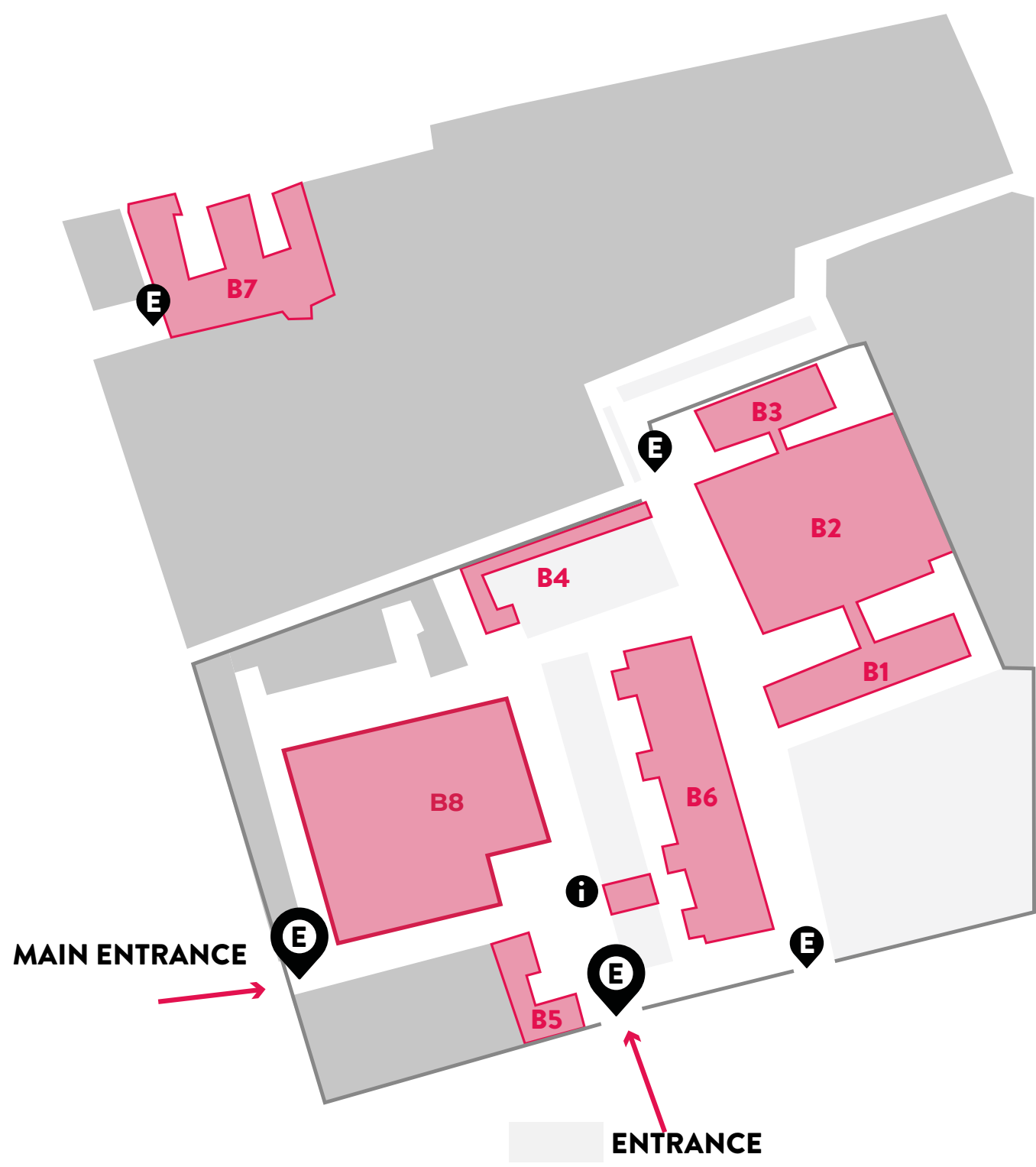
BY BUS 92 OR TRAM 2

Get out at the stop Via Imbriani-Piazzale Bausan. At the roundabout turn right in Via Filippo Balducci. At the first cross turn right again in Via Candiani and at the number 72 you will find the entrance. Enter and look for the yellow building, it is the B2.



Campus map

- E** Entrance
- i** Info Point
- B1** Library 1st floor
School of Design | Dean's Offices 3rd floor
Aula Castiglioni 3rd floor
- B2** Classroom
- B3** Polifactory
- B4** Light & Colorslabs
La Rossa - Bar
- B5** Offices
- B6** Classrooms
Crash Test Lab
- B7** Classrooms
Department's Offices
- B8** Classroom





Scuola del De
GIORGIO
ARMANI



**POLITECNICO
MILANO 1863**

SCUOLA DEL DESIGN
DIPARTIMENTO DI DESIGN

THANK YOU