



POLITECNICO
MILANO 1863

SCUOLA DEL DESIGN

DIPARTIMENTO DI DESIGN

Welcome Week

School of Design

ACADEMIC YEAR

2019 - 2020

INFORMATION

www.design.polimi.it

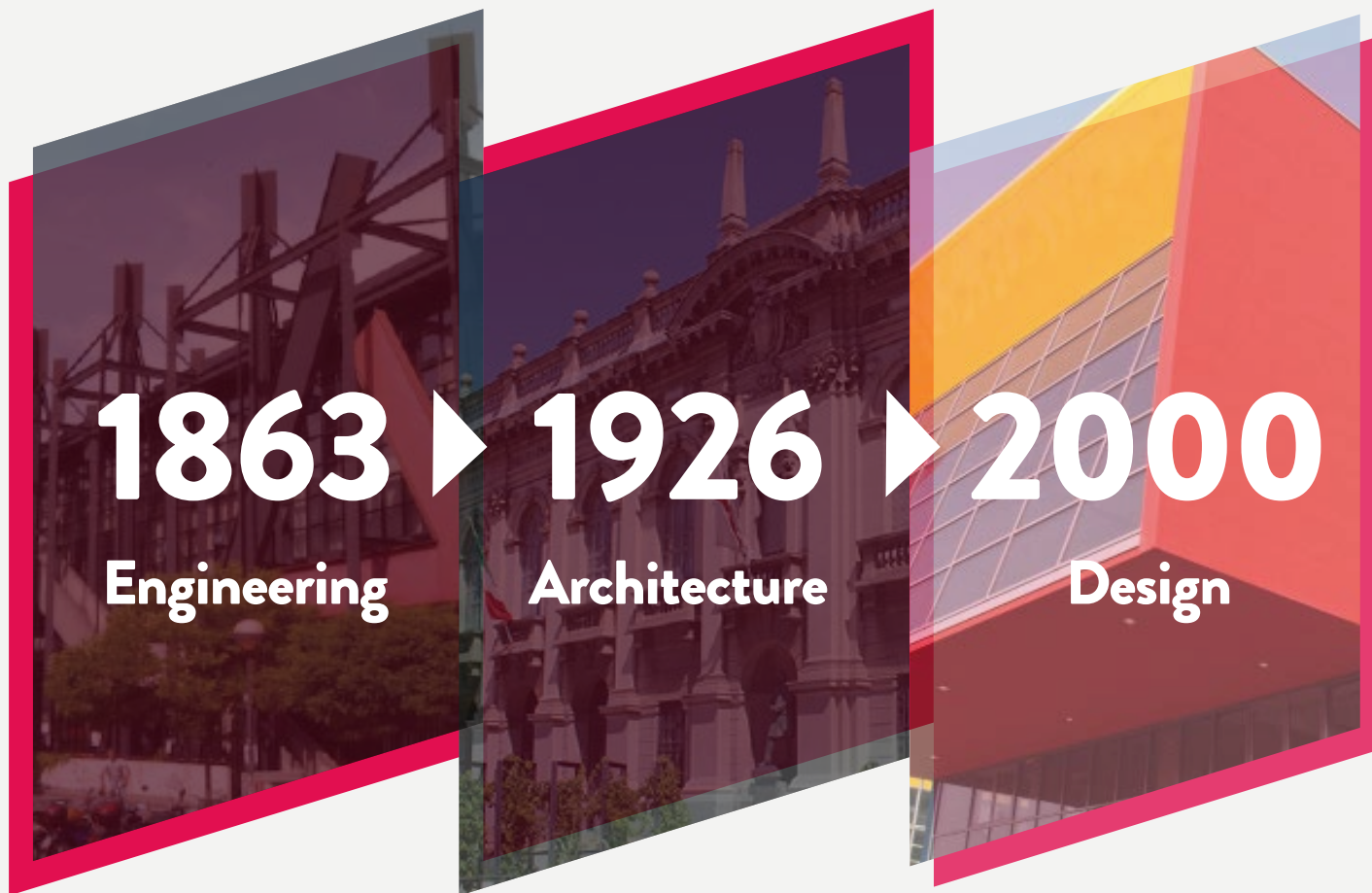


POLITECNICO
MILANO 1863

SCUOLA DEL DESIGN
DIPARTIMENTO DI DESIGN

Welcome@

SCHOOL OF DESIGN



Politecnico di Milano

Founded in 1863

One of the most important universities in Italy.

It is a scientific and technological university which forms engineers, architects and designers.

1ST

IN ITALY

3RD

IN EUROPE

6TH

IN THE WORLD

QS Ranking 2019 | Art & Design

FIRST
LARGEST
PROVIDER
of Design education in Italy

41%

Designers in Italy
are graduated from
Politecnico di Milano



4.200

**ENROLLED
STUDENTS**

at the School of Design



500

**INTERNATIONAL
STUDENTS**

every year

**The Design
Systems at Polimi**

1

2

**Courses
and credits**

**Exchange and
special programs**

3

4

**Our
didactic labs**

Didactic tools

5

6

Contacts

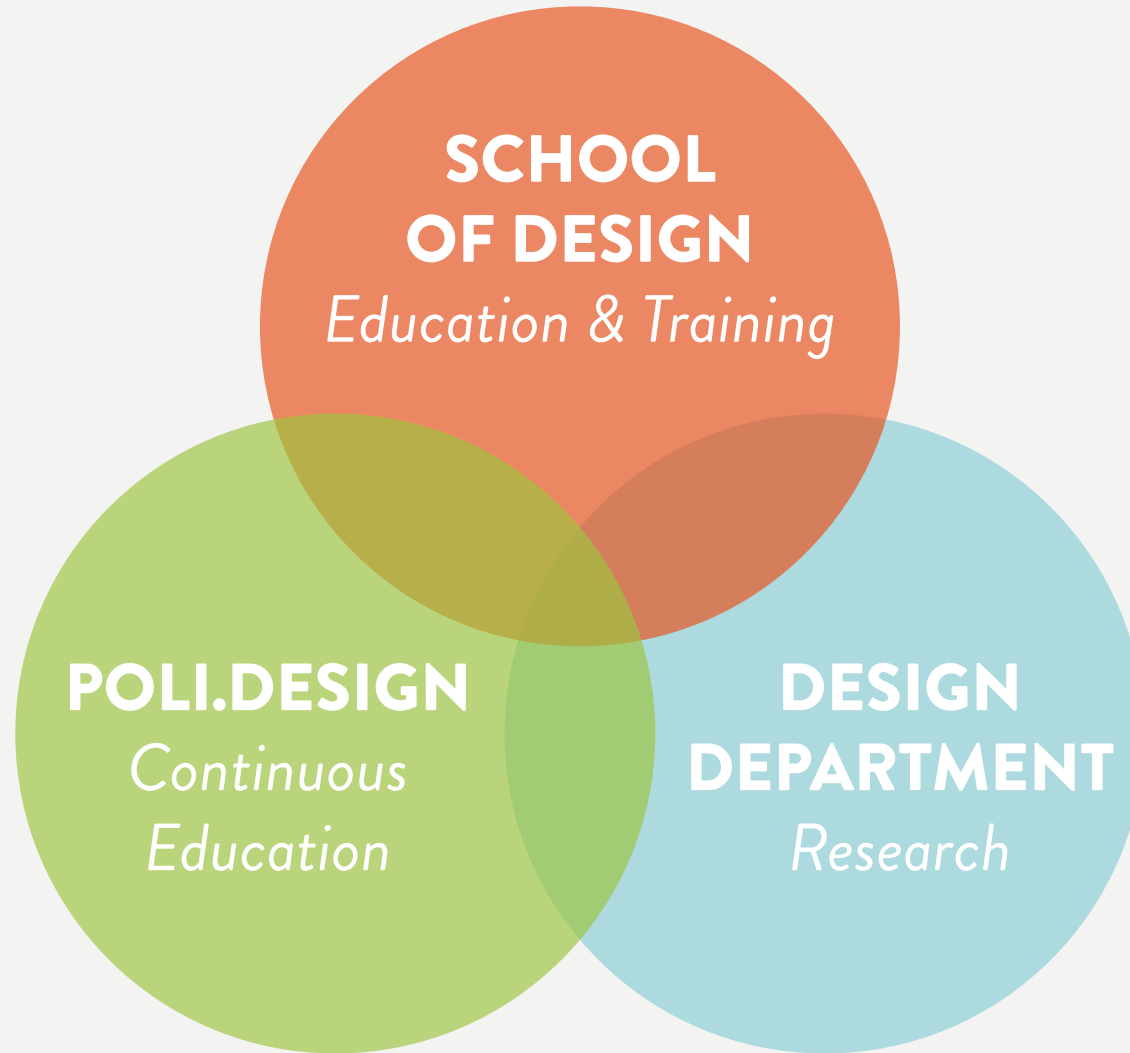
POLIMI
DESIGN
SYSTEM

1

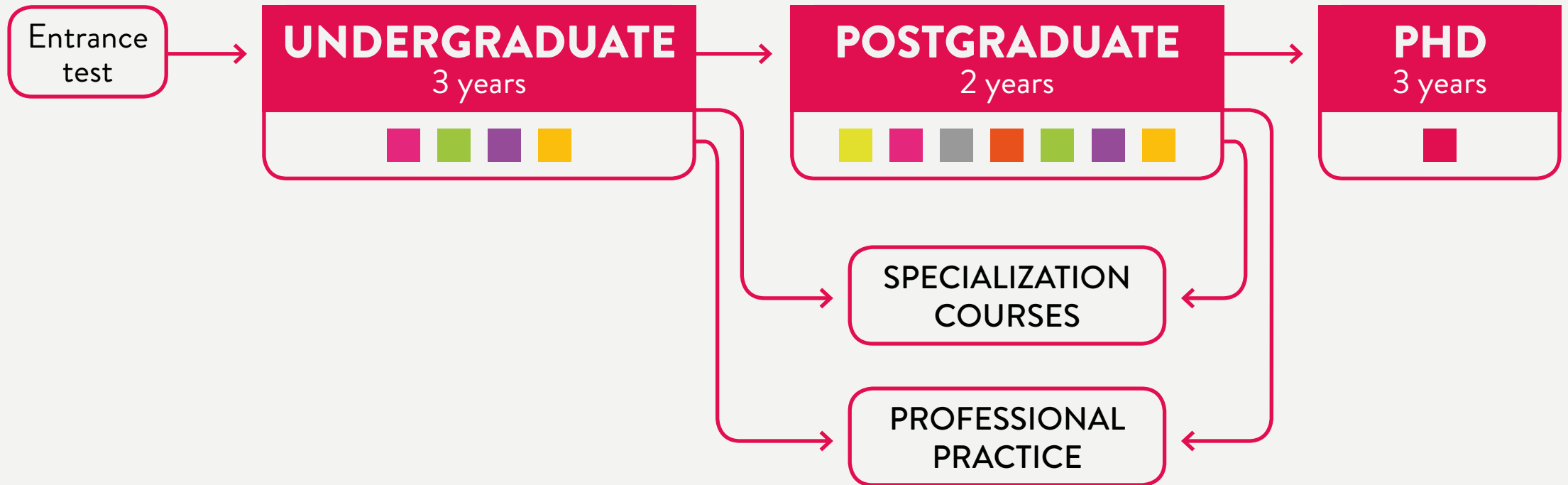
THE DESIGN SYSTEMS AT POLIMI



The design Systems



The path



Our programs

UNDERGRADUATE - B.Sc.

3 years | Italian

INDUSTRIAL DESIGN

COMMUNICATION
DESIGN

INTERIOR DESIGN

FASHION DESIGN

POSTGRADUATE - M.Sc.

2 years | English or Italian

INTEGRATED
PRODUCT DESIGN

COMMUNICATION
DESIGN

INTERIOR AND
SPATIAL DESIGN

DESIGN FOR THE
FASHION SYSTEM

PRODUCT SERVICE
SYSTEM DESIGN

DESIGN &
ENGINEERING

DIGITAL AND
INTERACTION DESIGN

2

COURSES AND CREDITS



Credit system

Laboratorio
Design Studio → **10 or 12 ECTS**
120 hours

Lab. Sintesi Finale
Final Design Studio → **18 or 20 ECTS**
250 hours

Corsi monografici
Monographical Courses → **5 or 6 ECTS**
60 hours

Corsi a scelta
Elective Courses → **5 or 6 ECTS**
60 hours

Course type

Laboratorio
Design Studio



Project courses:

students are divided according to the section

Corsi monografici
Monographical Courses



Project and Theory courses:

May host all the sections or be divided

Corsi a scelta
Elective Courses



Interdisciplinary courses:

available to all the students from the different design programs

Workshops



Design Studio in 1/2 full weeks:

students are divided according to the section

Courses and credits

Laboratori

DESIGN STUDIOS

*You can work in teams with
English speaking students*

Courses and credits

WORKSHOPS

*1 intensive full week
of design studio*

→ 15 - 19 June 2020

Workshops

UNDERGRADUATE - B.Sc. (NO GRADE GIVEN)

3rd year

INDUSTRIAL DESIGN

INTERIOR DESIGN

FASHION DESIGN

COMMUNICATION
DESIGN

One/two full weeks of intensive studio with the assistance of Companies and/or Visiting Professors.

2nd SEMESTER
workshop week

FROM

15 June 2020

TO

19 June 2020

3

LEARNING AGREEMENT & STUDY PLAN



Study Plan and Learning Agreement

BEFORE YOUR ARRIVAL

AFTER YOUR ARRIVAL

1

2

3

4

5

6

WHO

SCHOOL
OF DESIGN

STUDENT

STUDENT

SCHOOL
OF DESIGN

STUDENT

STUDENT +
EXCHANGE
OFFICE

WHAT

CONFIRM
PROGRAM
FOR
EXCHANGE

COURSE
SELECTION

STUDY PLAN
REGISTRATION

(FROM 10/08
TO 21/09)

STUDY PLAN
APPROVAL

(FROM 21/08
TO 28/09)

LEARNING
AGREEMENT
UPDATED

LEARNING
AGREEMENT
SIGNED

Study Plan

BEFORE YOUR ARRIVAL

1

WHO

SCHOOL OF DESIGN

WHAT

*CONFIRM THE PROGRAM
FOR EACH EXCHANGE
STUDENT*

Study Plan

BEFORE YOUR ARRIVAL

2

WHO

STUDENT

WHAT

**COURSE
SELECTION**

When you select the courses take into consideration the timetable to avoid overlapping classes. Be sure to identify also some extra courses in case you can't attend the one you chose.

Study Plan

BEFORE YOUR ARRIVAL

3

WHO

STUDENT

WHAT

**STUDY PLAN
REGISTRATION
(FROM 10 TO 21 FEBRUARY)**

The allocations in the courses depend on timing with the “first arrived first served basis”. The earlier you register your study plan, the better it is.

Study Plan

AFTER YOUR ARRIVAL

4

WHO

SCHOOL OF DESIGN

WHAT

STUDY PLAN
APPROVAL
(FROM 21 TO 28 FEBRUARY)

Once you've registered your study plan we will verify and approve it.

Learning Agreement

AFTER YOUR ARRIVAL

5

WHO

STUDENT

WHAT

LEARNING
AGREEMENT
UPDATED

After you are sure that your study plan is consolidated you can update your Learning Agreement.

Learning Agreement

AFTER YOUR ARRIVAL

6

WHO

STUDENT + EXCHANGE OFFICE

WHAT

**LEARNING
AGREEMENT
SIGNED**

To have your Learning Agreement signed, send it to the exchange office by mail or go there in person.

Study Plan

Did you missed the study plan registration?

Please write at **askdesign@polimi.it** indicating your full NAME, PERSONAL CODE and HOME UNIVERSITY

**BEFORE LESSONS START EVERY STUDENT
MUST HAVE THE STUDY PLAN REGISTERED**



4

OUR DIDACTIC LABS



We have

THE GREATEST SPACE

**supporting research and
didactics in design processes**

10,000

**M² INSIDE THE
BOVISA CAMPUS**

4

**LABORATORIES
FOR DIDACTIC
ACTIVITIES**

12

**LABORATORIES
FOR RESEARCH**

11

**INTER
DEPARTMENTAL
LABORATORIES**



DESIGN LAB SYSTEM

MODA



POLITECNICO MILANO 1863
DIPARTIMENTO DI DESIGN



DESIGN LAB SYSTEM

PROTOTIPI



POLITECNICO MILANO 1863
DIPARTIMENTO DI DESIGN



DESIGN LAB SYSTEM

IMMAGINE



POLITECNICO MILANO 1863
DIPARTIMENTO DI DESIGN



DESIGN LAB SYSTEM

ALLESTIMENTI



POLITECNICO MILANO 1863
DIPARTIMENTO DI DESIGN


Lab Modelli e Maglieria

Fashion and Knitwear

**To pass from a design concept
to a real product with textiles**

- sewing industrial machines
- cutting and sewing machines
- zigzag machines
- machines to work on the leather
- knitting machines
- industrial ironing tables
- mannequins






Lab Allestimenti Exhibit Lab

Modelling for interior design

Experimental verification:
reconstruction of spaces in
1:1 scale, prototypes of
the furniture and exhibit items.

Students have access to the
laboratory for making models
independently and receive
technical advice.





Lab Immagine

**To represent and
communicate the project**

Take photographs analog
and/or digital.

Eight theatres equipped with
continuous illumination, flash
and background for shooting
scenes.






Lab Modelli e Prototipi

Prototyping Lab

Prototyping

The laboratory combines tradition artisan know-how with the most up-to-date prototyping technologies.







To use the School of Design labs
students need to do the **SAFETY TEST**

&

Attend the **TRAINING COURSES** to use each lab

Habilitation to use the Design Laboratories

IMMAGINE LAB



- **STEP 1**
Online safety course for the Labs of the Design Department
- **STEP 2**
send an e-mail to withdraw your lab card
accessolabb-design@polimi.it
- **STEP 3**
Bring identity card and two passport pictures to receive the labs-card
- **HABILITATION**

Habilitation to use the Design Laboratories

PROTOTIPI LAB



ALLESTIMENTI LAB



MODA LAB



STEP 1

Online safety course for the Labs of the Design Department

STEP 2

To undergo the training at laboratories, book the date to do it writing at:
accessolabb-design@polimi.it

STEP 3

Bring identity card and two passport pictures to receive the labs-card at the end of the training

HABILITATION

Habilitation to use the Design Laboratories

Trainings schedule:

Fashion:

- 3rd March 14.00 @ Lab Moda
- 13th March 09.00 @ Lab Moda
- 3rd April 14.00 @ Lab Moda

Allestimenti and Prototyping:

- 27th February 14.00 @ Lab Prototipi
- 3rd March 14.00 @ Lab Allestimenti
- 5th March 09.00 @ Lab Allestimenti

Habilitation to use the Design Laboratories

All the info is displayed on the notice boards outside the
Laboratories

To book the trainings send an email indicating your full name
and person code:
accessolabb-design@polimi.it

Bring your identity card and two passport pictures to receive
the labs-card the day of the training

5

DIDACTIC TOOLS



University Website

<https://www.polimi.it/>

HERE YOU CAN SELECT
THE **LANGUAGE** YOU PREFER

POLITECNICO MILANO 1863

MENU INFO FOR TOOLS SEARCH LANGUAGES login

5X1000 TO POLITECNICO DI MILANO

MORE

POLI RADIO

GIVE NOW

Online Services

The screenshot shows the website header with the Politecnico di Milano logo and navigation icons for MENU, INFO FOR, TOOLS, SEARCH, and LANGUAGES. A dropdown menu is open under 'TOOLS', listing various services. The 'ONLINE SERVICES' item is highlighted with a red border. Below the header is a large banner image of a building facade with the text 'THE POLITECNICO DI MILANO IS AMONG THE TOP 150 UNIVERSITIES IN THE WORLD' and a 'GIVE NOW' button. A 'MORE' button is also visible in the banner area.

ONLINE SERVICES	BEEP
ONLINE CHAT	ADDRESS BOOK
ACADEMIC CALENDAR	STUDENTS DEADLINES
SEARCH FOR CLASSROOMS	STUDY AREAS
SEARCH FOR PROFESSORS	SEARCH FOR PROGRAMMES
LECTURE TIMETABLE	SEARCH IN LIBRARIES
INTRANET	MOOCS
CAMPUSES MAPS	

login

MENU INFO FOR TOOLS SEARCH LANGUAGES

ONLINE SERVICES BEEP

ONLINE CHAT ADDRESS BOOK

ACADEMIC CALENDAR STUDENTS DEADLINES

SEARCH FOR CLASSROOMS STUDY AREAS

SEARCH FOR PROFESSORS SEARCH FOR PROGRAMMES

LECTURE TIMETABLE SEARCH IN LIBRARIES

INTRANET MOOCS

CAMPUSES MAPS

THE POLITECNICO DI MILANO IS AMONG THE TOP 150 UNIVERSITIES IN THE WORLD


GIVE NOW



MORE

<https://www.polimi.it/en/online-services/>


YOU CAN FIND THE SECTION **ONLINE SERVICES** UNDER THE MENU **TOOLS**


Online Services


[Versione accessibile](#) [Richiedi assistenza](#) 


Servizi  


Cerca un servizio...


Richieste e assistenza 


Posta elettronica e altri servizi cloud 


Amministrazione 


Dati di carriera 


Carriera didattica 

Presentazione Opzioni (PSPA) 

Piano di studi - Presentazione 

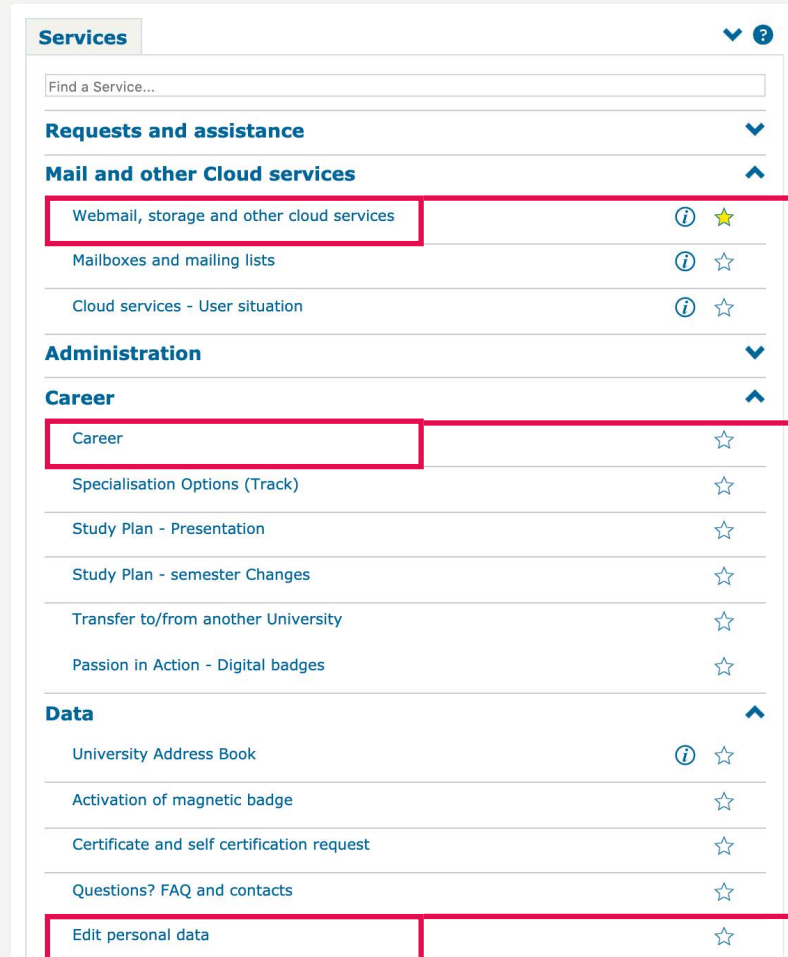
Piano di studi - Modifica semestrale 

Trasferimento da/per altro Ateneo 

Passion in Action - Badge digitali 

FOR THE **ENGLISH**
VERSION [CLICK HERE](#)

Online Services



WEBMAIL

TO CHECK YOUR OFFICIAL MAIL *@polimi.it*

CAREER

TO CHECK THE COURSES YOU'RE REGISTERED IN

EDIT PERSONAL DATA

TO CHECK AND UPDATE YOUR ANAGRAPHIC DATA

Online Services

The basic safety course

Administration	▼
Career	▲
Career	☆
Specialisation Options (Track)	☆
Study Plan - Presentation	☆
Study Plan - semester Changes	☆
Transfer to/from another University	☆
Passion in Action - Digital badges	☆
Data	▲
University Address Book	📄 ☆
Activation of magne	Compilation questionnaires
Certificate and self	
Questions? FAQ and	University fees and economic benefits
Edit personal data	
Information for pay	Safety, privacy and GDPR courses
Compilation questio	
University fees and economic benefits	★
Safety, privacy and GDPR courses	☆
Benefits and agreements	▼
Exams	▲

(See next page)



**THE BASIC COURSE
ON SAFETY is
COMPULSARY for
EVERY STUDENT
at POLIMI.**

**You won't be able to
register to exams if you
don't pass it before.**

Online Services

The basic safety course and lab safety course

- **Basic Course on Safety: Course pass certificate attained** on 01 september 2014.

Recipients: teaching staff, contract professors, temporary research fellows, undergraduates and PhD students, technical-administrative personnel and collaborators.

- **Basic Course on Safety: Course pass certificate attained** on 01 september 2014.

for workers and must be integrated by specific training in relation to the duties performed with regard to occupational health and safety.
Recipients: RADRL and Supervisors appointed by the Directors for the purposes of safety.

Preparatory courses: the Basic Course on Safety must be achieved before to start this course.

Access course in [ITALIAN](#)

- **Managing Emergencies: not taken**

Recipients: guests who are not considered to be workers but who remain in the Politecnico di Milano for significant periods of time.

Access course in [ITALIAN ENGLISH](#)

- **Directors Safety Course: not taken**

- **Course to access the Design Department Labs: Course pass certificate attained** on 06 october 2014 and **valid till the 05 october 2019**.

It is possible to take the course again.

Access course in [ITALIAN ENGLISH](#)

- **Course to access the Design Department Labs: Course pass certificate attained** on 06 october 2014 and **valid till the 05 october 2019**.
It is possible to take the course again.

Online Services

Lecture timetable

1.
SELECT LECTURE TIMETABLE

Safety, privacy and GDPR courses 

Benefits and agreements 


Exams 


Lecture timetable 

Exam registration 


2.
SELECT 2nd SEMESTER

Available functions

 Print text timetable

 Print synoptic timetable

Select semester

1° Semester 2018/2019 

Change semester

Online Services

Lecture timetable

Text timetable		Synoptic timetable											
Date	Where	09:00	10:00	11:00	12:00	13:00	14:00	15:00	16:00	17:00	18:00	19:00	20:00
Monday	B2.1.6												
Tuesday	B2.1.6												
Wednesday	CS.16												
Thursday	B2.1.15												
Friday													
Saturday													

SELECT THE KIND OF **TIMETABLE** YOU WANT TO SEE

HERE YOU CAN VERIFY THE **NUMBER OF THE CLASS**

Courses selected									
View	Legend	Course name	Professor	University Credits	Course Year	Semester	Start date	End date	Delete
Design (Mag.)(ord. 270) - BV (1162) Design della Comunicazione									
		052799 - FINAL SYNTHESIS DESIGN STUDIO SECT.3		18.00					
		• 051698 - COMMUNICATION DESIGN	Mandato Stefano	3.00					
		• 051700 - COMMUNICATION DESIGN (DATA - DRIVEN)	Vantini Simone	3.00					
<input checked="" type="checkbox"/>		• 051699 - COMMUNICATION DESIGN (AND DIGITAL METHODS)	Mauri Michele	3.00	2	1	17/09/2018	20/12/2018	
		• 051697 - INFORMATION AND COMMUNICATION DESIGN	Ciuccarelli Paolo	6.00					
		• 051701 - COMMUNICATION DESIGN (AND TRASLATION)	Zingale Salvatore	3.00					
<input checked="" type="checkbox"/>		050538 - CREATIVE CODING	Mauri Michele	6.00	2	1	19/09/2018	19/12/2018	
<input checked="" type="checkbox"/>		053427 - DESIGN&CREATIVITY	Schianchi Francesco	6.00	2	1	18/09/2018	18/12/2018	

HERE YOU CAN VERIFY THE **PROFESSOR'S NAME** OF THE COURSE YOU'RE ATTENDING

Online Services

Exams and *BeeP*

Exams	
Lecture timetable	☆
Exam registration	★
Beep (Be-ePoli) - the portal for the networking activities of teachers and students of Politecnico di Milano	☆
Consultation of exam results	★

● **EXAM REGISTRATION**

TO REGISTER THE EXAMS

● **BEEP**

TO CONNECT WITH THE NETWORK AREA OF YOUR COURSES AND PROFESSORS

● **CONSULTATION OF EXAM RESULTS**

TO CHECK YOUR GRADES

Online Services

Exams registrations

It is **necessary** to register **BEFORE** the exam in order to record the marks in your career. You'll need to register to the exam for each course you are attending

Exams registration opens approximately

1 MONTH BEFORE THE EXAMS SESSIONS

- DECEMBER (January exam's session)
- MAY (June/July exam's session)
- WORKSHOPS WEEK (by the workshop's end)

BeeP

<https://beep.metid.polimi.it>



LOGIN

BROCHURE

Have you forgotten your Person Code or password?
To recover or create your credentials visit the: [Online Services page](#)


BeeP Channel ●●●



HELP CHAT



How to access BeeP



Are you a student?



Are you a professor and this is



BeeP Channel

BeeP

Q.

I can't find a course in which I'm registered in the portal BeeP, why?

A.

The teacher has not yet activated the course on BeeP or does not intend to do so; this is an optional service for the teacher.

In any case, check in the list of the available courses if the course has been activated. If it is active, you can request access directly to the teacher.

Design school Website

<http://www.design.polimi.it>

The screenshot shows the homepage of the Scuola del Design website. At the top left is the Politecnico Milano 1863 logo. The main header reads "SCUOLA DEL DESIGN". On the right, there are language options "ita" and "eng". A dark navigation bar contains the following menu items: HOME, LA SCUOLA, STUDIARE DESIGN, AREA INTERNAZIONALE, and AZIENDE E ISTITUZIONI. The main banner features a teal background with a cartoon illustration of a girl with blue hair and a thought bubble containing an 'EX' icon. The text on the banner reads "EXCHANGE YOUR MIND" in large yellow letters, followed by "19TH-30TH NOVEMBER" and "MEETING PROGRAM" in smaller yellow letters. A dark button with white text says "JOIN THE EXPERIENCE!". Below the banner is a "NEWS" section with a sub-header "Importante" and a link "Cambiamento orario ricevimento studenti". On the right side of the page, there is a logo for "6th QS WORLD UNIVERSITY RANKINGS by subject".

POLITECNICO MILANO 1863

SCUOLA DEL DESIGN

ita eng

HOME LA SCUOLA STUDIARE DESIGN AREA INTERNAZIONALE AZIENDE E ISTITUZIONI

EXCHANGE YOUR MIND

19TH-30TH NOVEMBER
MEETING PROGRAM

JOIN THE EXPERIENCE!

NEWS

Importante
Cambiamento orario ricevimento studenti

6th QS WORLD UNIVERSITY RANKINGS by subject

Important dates

2nd Semester	Lessons 2nd Semester	24 February 2020	5 June 2020
	Easter Holidays	10 April 2020	14 April 2020
	Exam Session 2nd Semester	15 June 2020	31 July 2020
	Workshop Weeks 2nd Semester	15 June 2020	26 June 2020
MILAN DESIGN WEEK		21 April 2020	26 April 2020



6

**IMPORTANT
CONTACTS
SCHOOL OF
DESIGN**




International exchange office

By Email



exchange-bovisa@polimi.it

Desk



**Via Lambruschini 15
(building 20)**
from Monday to Thursday,
10:00-12:30



7

CAMPUS MAP



How to reach Bovisa Campus

BY TRAIN

When you get out of the station you have to turn LEFT, take the stairs and cross the Parking area.

Go straight to via CANDIANI up to number 72 and the Politecnico will be on your left. Enter and look for the red-blu building, it is the B1.

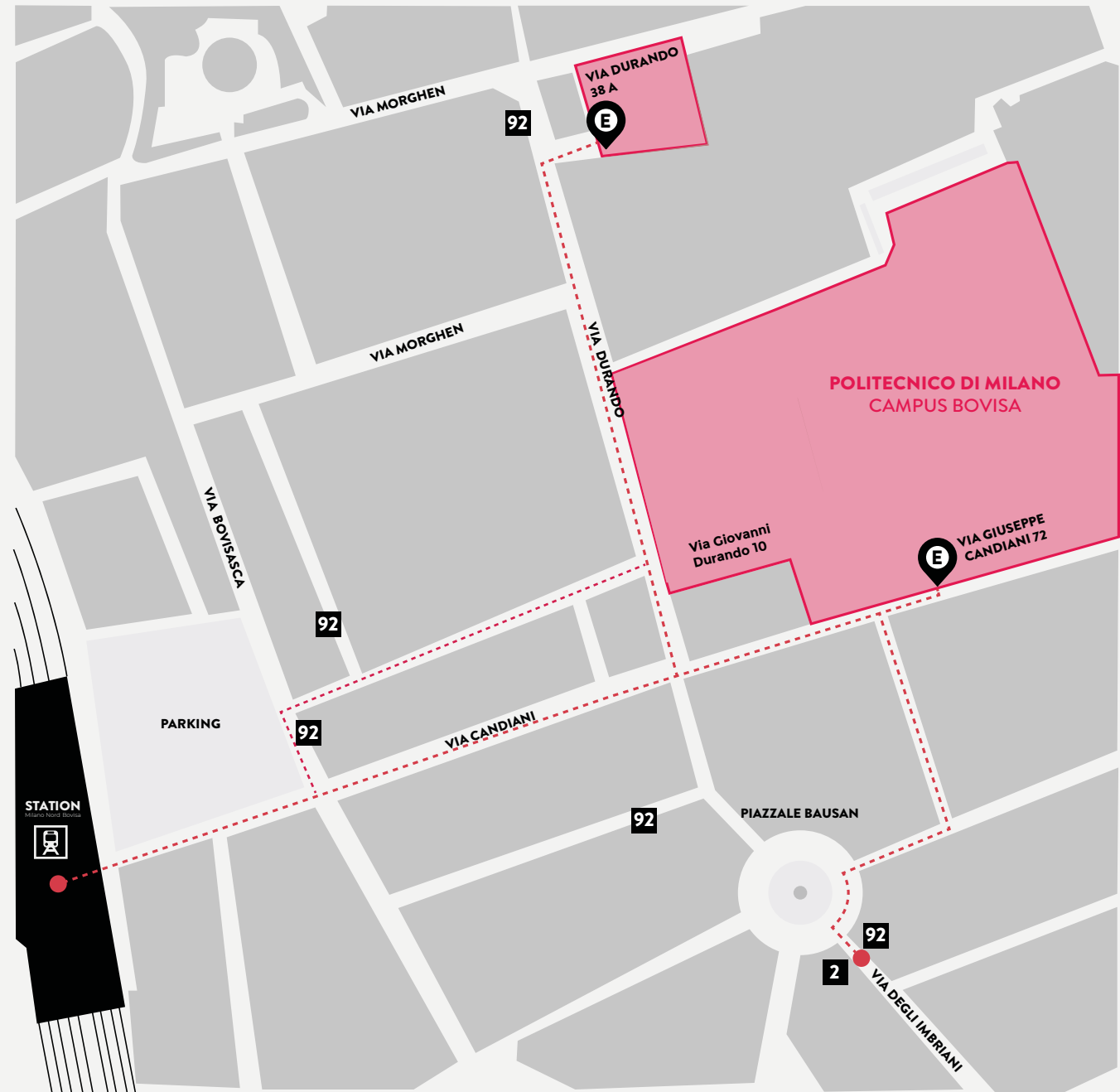
BY BUS 92 OR TRAM 2

Get out at the stop Via Imbriani-Piazzale Bausan.

At the roundabout turn right in Via Filippo Balducci.

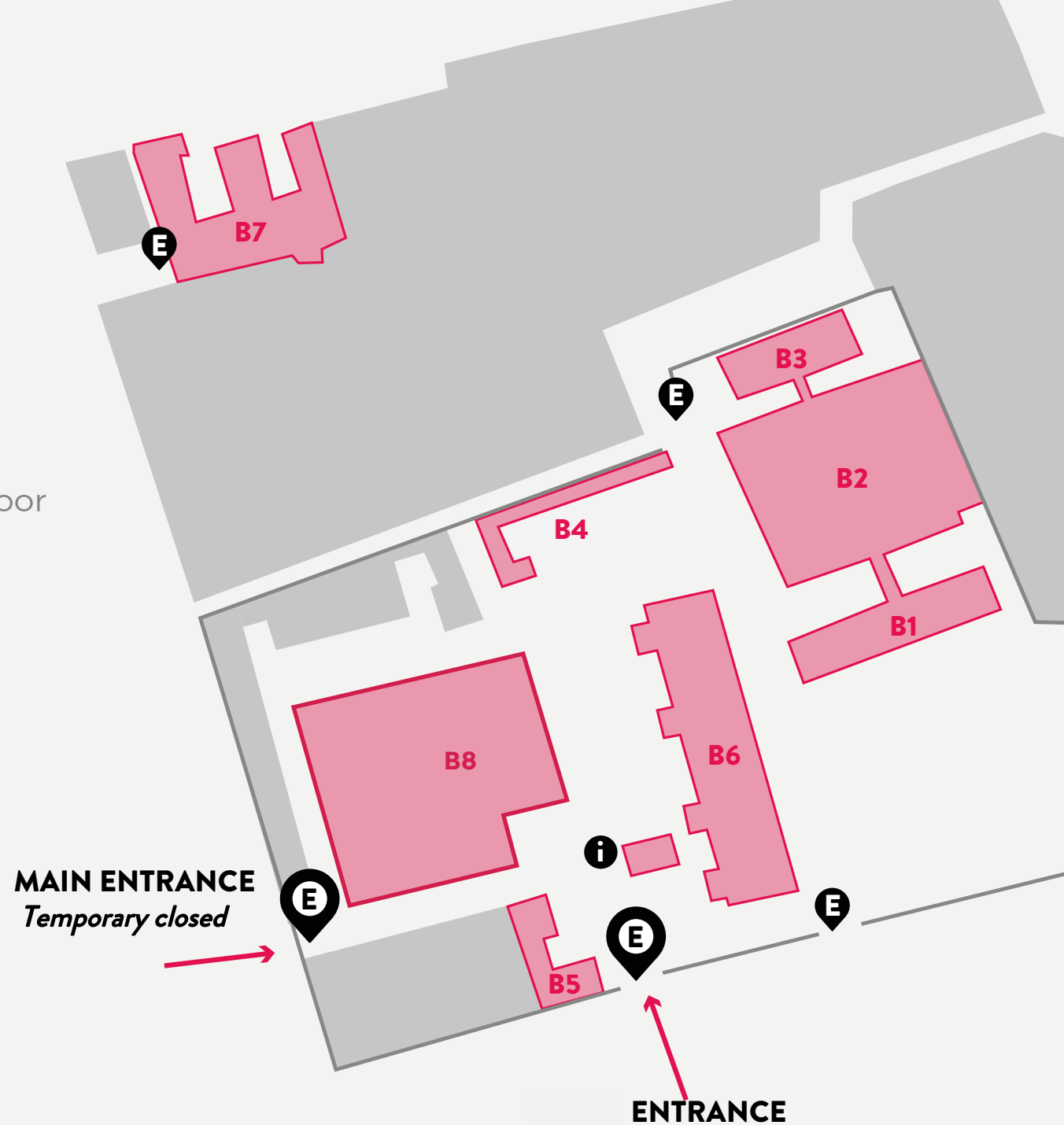
At the first cross turn right again in Via Candiani and at the number 72 you will find the entrance.

Enter and look for the red-blu building, it is the B1.



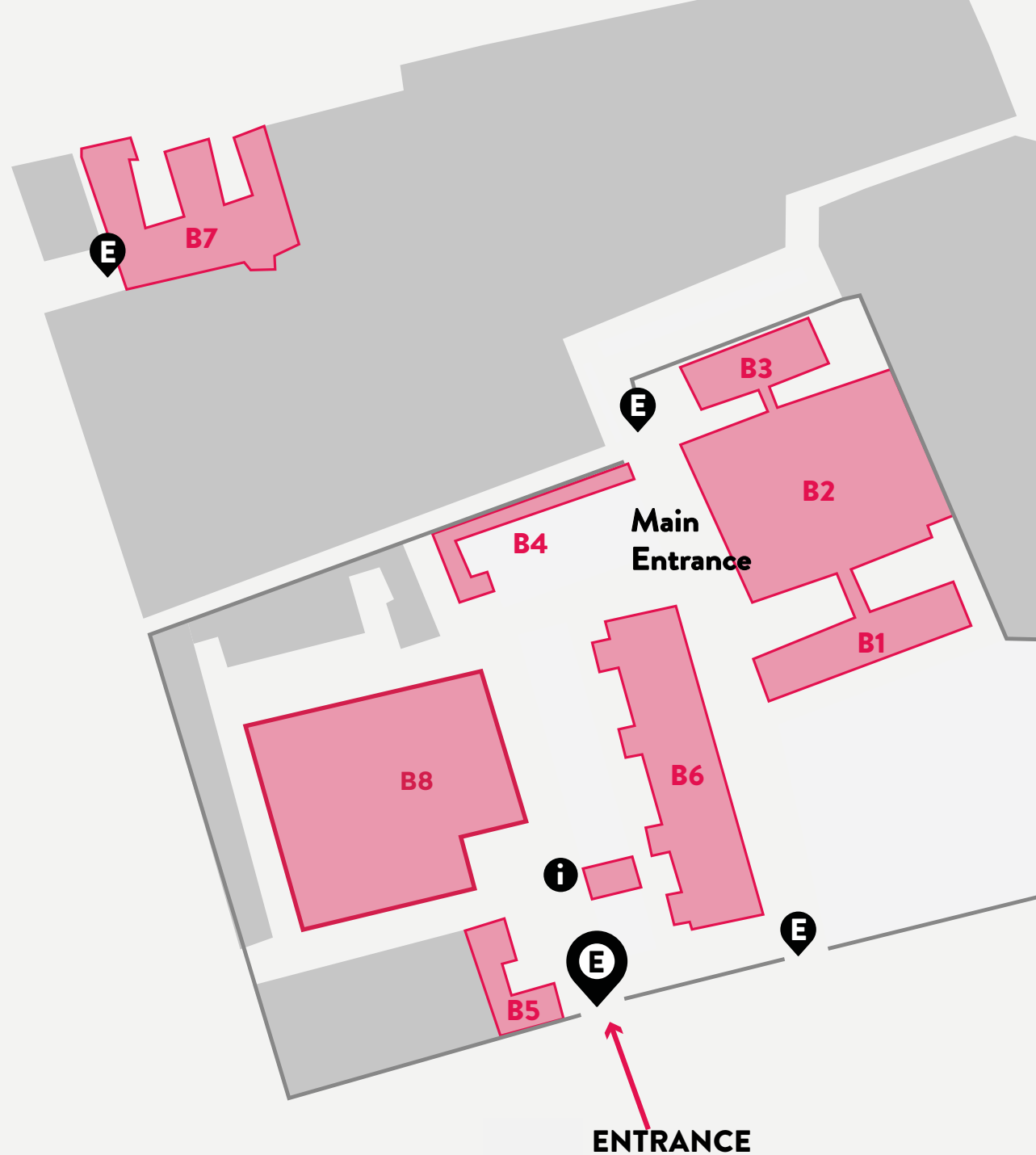
How to reach Bovisa Campus

- E** Entrance
- i** Info Point
- B1** Library 1st floor
School of Design | Dean Offices 3rd floor
Aula Castiglioni 3rd floor
- B2** Classroom
- B3** Polifactory
- B4** Light & Colorslabs
La Rossa - Bar
- B5** Offices
- B6** Classrooms
Crash Test Lab
- B7** Classrooms
Department's Offices



CAMPUS TOUR

19th February at 14:00 in Building B2
main entrance





Scuola
POLITECNICO
GIORGIO ARMANI



POLITECNICO
MILANO 1863

SCUOLA DEL DESIGN
DIPARTIMENTO DI DESIGN

THANK YOU!